

ARRONE[®]
The complete range.



a brand of **HOPPE[®]**  **GROUP**

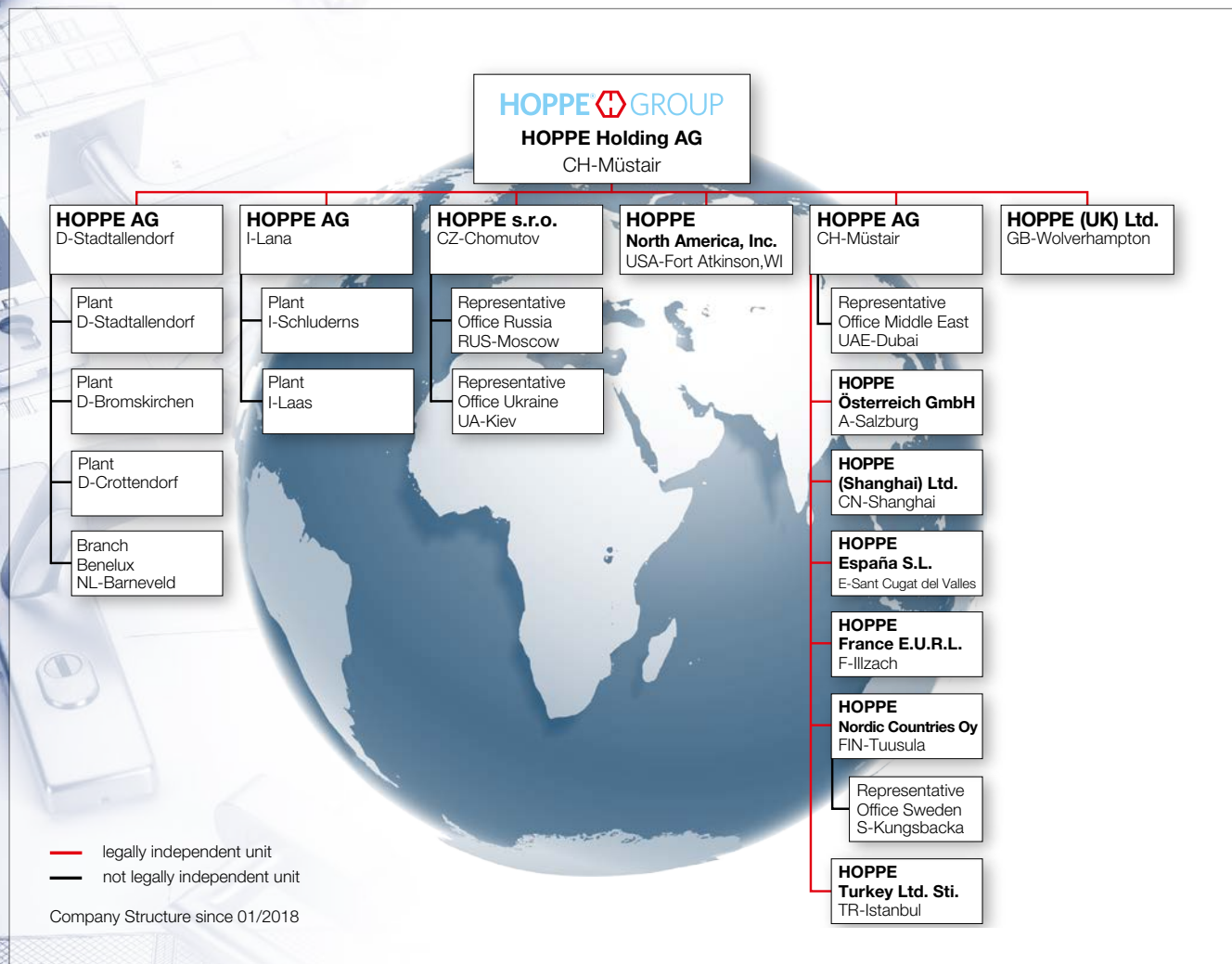
ARRONE[®] Range

The HOPPE Group Profile

The HOPPE Group

In 1952, Friedrich Hoppe founded a company for the manufacture of door hardware in Heiligenhaus near Düsseldorf, the former heartland of Germany's lock and hardware industry. In 1954 he moved the business to Stadtallendorf (north of Frankfurt) and in so doing laid the foundation for continual growth.

Today, the HOPPE Group, an internationally active company with its headquarters in Switzerland, is led by Wolf Hoppe and Christoph Hoppe in its second generation. Christian Hoppe is the first representative of the third generation to be active since 2012.



With around 2,800 people it employs in seven plants in Europe and the USA as well as its international marketing, the owner-run HOPPE family business is the European leader in the development, manufacture and marketing of hardware systems for doors and windows.


In fairness to employees, customers, suppliers and the regions in which HOPPE is located, the company pursues the principle of profitability before turnover.

The following beliefs make the HOPPE Group what it is today:

**“Creativity is intelligent
 thinking against the norm”,
 the result being:
 “Different from and better than others”.**



Handle of Excellence.

Enjoy the feel of quality. Indeed, touching a quality handle reassures you that you have made the right choice. Hardware with this logo  is a brand-name product, which, in our view, is tantamount to a promise of quality.

All production plants of the HOPPE Group in Germany, Italy and the Czech Republic are certified in accordance with DIN EN ISO 9001:2008. Continuous striving for improvement in quality remains a permanent process.

HOPPE is aware that simply manufacturing a faultless product is not sufficient today. Among the important criteria

HOPPE considers, are efficient manufacturing to quality standards, complying with current regulations, short product life-cycles and, above all, close attention to customer requirements.

The Product Range

For everyone who wants to upgrade their surroundings, HOPPE, Europe's leading brand of door and window handles, can fit in with any personal living and furniture style. With high quality and fair price, our products enhance everyone's choice of interior decor.

There is something for every situation in the extensive product range. HOPPE products are tradesman's first choice.

HOPPE not only offers a wide range of attractive handles for doors and windows but also develops specific solutions. Thus a building or an apartment can be equipped with the "Handle of Excellence" form the representative entrance door to the interior doors and windows and, what is more, in a choice of materials such as aluminium, stainless steel, nylon or brass.

Consideration for the Environment

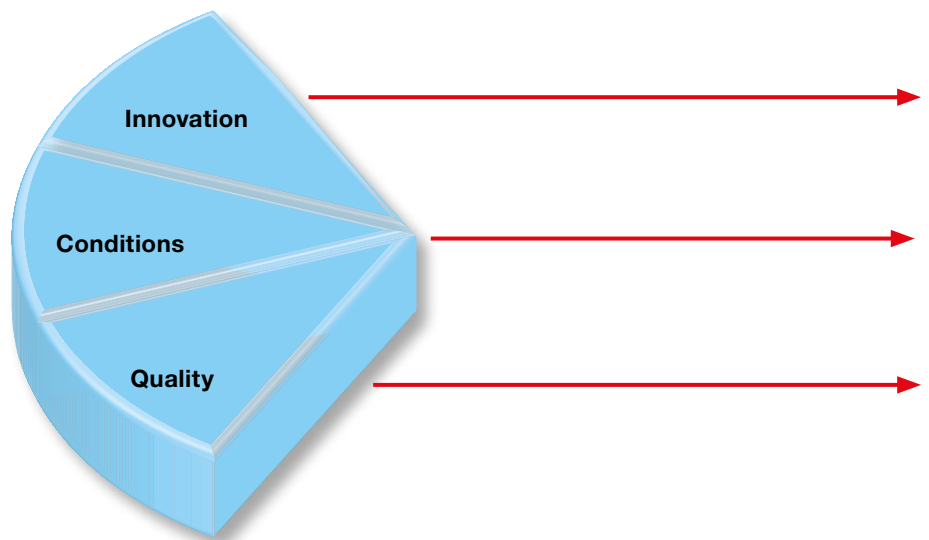
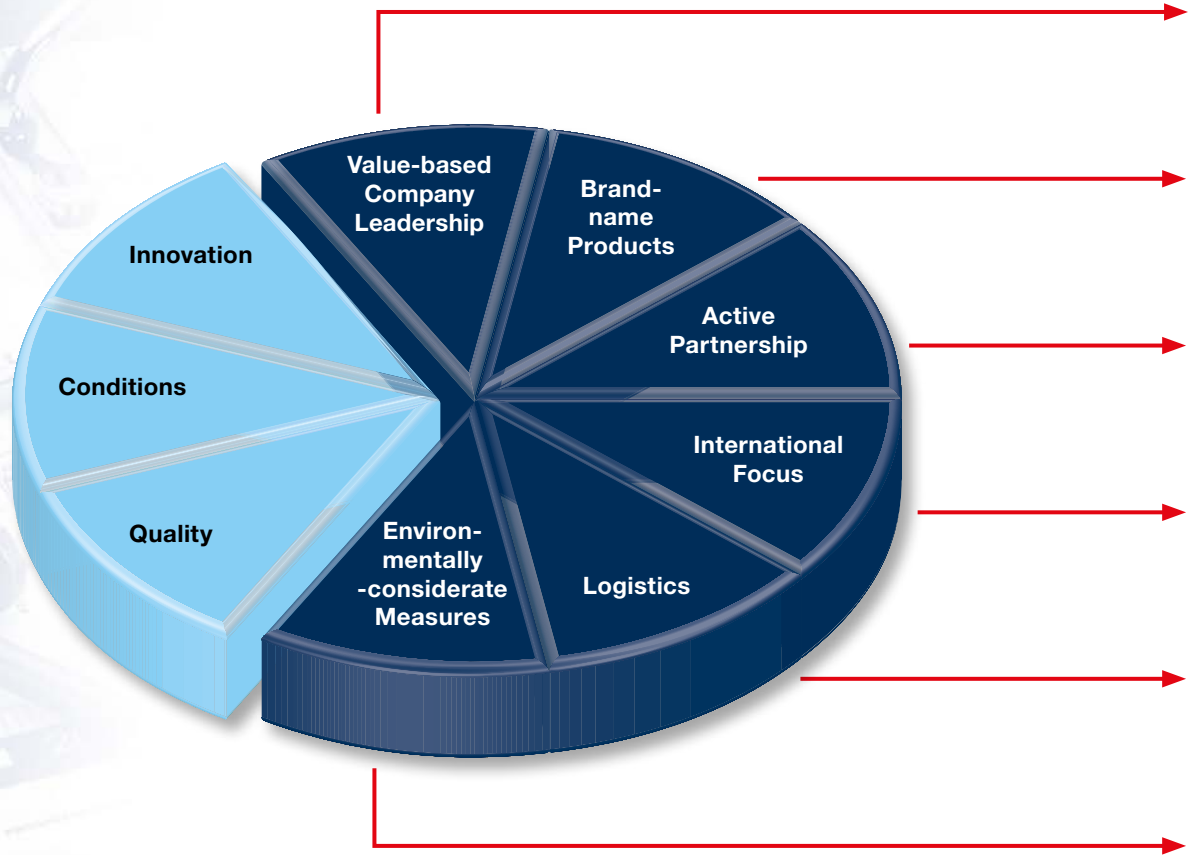
At HOPPE, consideration for the environment is of "constitutional" importance. Some examples are:

- the manufacture of hardware in an environmentally-considerate way
- the recycling of waste-water and the use of a circulatory system for water required in manufacture
- bio-degradable packaging
- the use of recyclable scrap as secondary raw material
- the use of process heat
- the generation of alternative energy
- energy efficiency measures

All production facilities of the HOPPE Group in Germany, Italy and the Czech Republic are certified to DIN EN ISO 14001:2009 (Environmental Management System). Since 2014, HOPPE AG, Stadtallendorf, is certified to DIN EN ISO 50001:2011 (Energy Management System).



The Beneficial Performance offered by HOPPE to customers



The **T**otal **B**eneficial **A**dvantage for customers

You will benefit from a cooperation between partners which is based on values. So you will gain from the commitment of our employees, whose motivation is based on and supported/strengthened by the value-based and purpose-oriented company leadership. By actively living the values on a daily basis, we are also able to assume our social responsibility.

You will stand out as a competent market partner with products „Made by HOPPE“ in the distribution chain against competitors who sell cheap, no-name products.

You will raise the efficiency of your sales activities and increase your profits in the long term by benefiting from focused sales and marketing concepts developed in cooperation with HOPPE. You will be able to build up a long-term, sustainable business relationship with us through a trusting partnership in the market.

You will benefit from HOPPE's international structure (locations, costs, assured delivery, numerous home markets) not only in purchasing but also in sales.

You will be able to decrease your stock costs with the help of our binding, high on-time delivery for those ranges with set lead times. Even more savings potential can be provided by the integration between our respective systems.

You will be making an active contribution to the environment by using HOPPE products. Consideration for the environment is of “constitutional” importance at HOPPE, and indeed on a daily basis.

In addition to what you would normally expect, HOPPE offers more:











You will be able to solve your customers' problems through products appropriate for the target groups that correspond to the current state of the art.


You will benefit from HOPPE's innovation leadership. Ongoing technical and conceptual innovations will enable you to be an attractive business partner for your customers.

You will benefit profitably from business with HOPPE because of the attractive benefit/price ratio. Be careful not to be misled by comparing the margin of HOPPE products with the average margin of the distributor, since this does not take into account the actual processing costs and quantity effects.

You will enjoy increased trust in the eyes of your customers by your offering consistently good, appropriate brand-quality products at various price levels. You will be actively supported by the relevant standards and testing requirements met, as a matter of course, as well as the guarantees granted by HOPPE which exceed such standards by far.

Advantages which pay!

	General Information	page 09	1
	Hinges	page 39	2
	Door Closing Devices	page 49	3
	Locks and Latches	page 87	4
	Cylinders	page 107	5
	Panic and Emergency Exit Hardware	page 119	6
	Architectural Accessories and Signs	page 133	7
	Pull Handles	page 149	8
	HOPPE General Information and Product Range	page 155	9
	General Terms and Conditions of Sale	page 193	10



How are the tables set out?

Explanation using the example of a page with a Hinge:

Series names/Design number
The series name/design number serves as a further subdivision and search criterion.


Product description
This text briefly outlines the area of application of the product. The specification texts always refer to the product version shown (in this example a hinge).

Product illustration
The products illustration always refers to the product version shown in the technical drawing and described by the specification text.

Design number
The design number serves as a further subdivision and search criterion. The letters at the end of the number show the material (in this example SSS for Satin Stainless Steel).

Technical drawing
The technical drawing always refers to the product version shown in the picture and described by the specification text.

Hinges

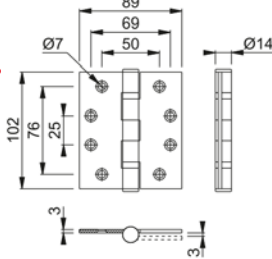


AR8680

ARRONE ball bearing hinge:

- Material: Stainless Steel
- Hinge Grade: Grade 13
- Shape: Square
- Unit of measure (pack size):
- Door weight: Suitable for c
- Fixing: 16 x 201 grade stai
- Testing: **BS EN 1935:2002**
- **BS EN 1634** Part 1. Asses
- timber fire doors and 240 t
- Certifire approved: CF369;
- CE Marked: AC0070





Product ref.	A
AR8680-SSS-A1	T f
AR8680-SSS-A2	T f
AR8680-PVD	T f



Finish

The finish is given by the ARRONE finish key.

Sold as a pair
 doors weighing up to 120 kg
 stainless steel pozi countersunk wood screws
 (Classification: 4 | 7 | 6 | 1* | 1 | 4 | 0 | 13);
 used for use on 60, 90 and 120 minutes
 on steel fire doors.
 DOP: HUK0057

Article description	Dimensions	Finish	Article no.
Two ball bearing hinge for wooden frames/doors	102 x 89 x 3	SSS	89001142
Two ball bearing hinge for wooden frames/doors	102 x 89 x 3	SSS	89001771
Two ball bearing hinge for wooden frames/doors	102 x 89 x 3	PVD	89001136

We do not recommend
 the use of power tools
 for screw installation

Certification marks and Symbols

Information about the certification mark for example "certifire". (for further information see p. 37, "Certifications marks and Symbols").

Product attribute

Information on a product or a benefit of the product are shown here (for further information see p. 6, "Overview of attributes and logos" and p. 37 "Certification marks and Symbols").

Item number

The item number written in **bold** always refers to the product version shown and described.

Text below chart

This text gives additional product information

ARRONE®

The **complete** range.

ARRONE® – developing and enhancing the product range

Under the ARRONE® brand name, HOPPE Group is able to offer a comprehensive range of architectural quality door and window hardware along with accessories. Many products are manufactured exclusively by leading hardware manufacturers throughout the world. Within this extensive range are door closing devices, panic and emergency exit devices, hinges, rim and mortice locks, door and pull handles, access control, signage and accessories.

ARRONE® products are designed and manufactured to compliment the HOPPE range of aluminium, brass, stainless steel and nylon door and window hardware. Launched in 1993 the ARRONE® product range is now firmly recognised and established within the market place. However, ever growing demands for additional feature benefits and product enhancements coupled with changes in legislation has in turn led to extensive product developments and additions throughout the various ranges.

Many of the products in the range are extensively tested and certified to the very latest British and European standards where applicable and certified in line with national regulations.

The extensive range covers the following product categories:

Hinges

Our ARRONE range of hinges are available for specification on a variation of public, commercial and residential building applications and offers a choice of bearing types, materials, sizes and finishes. Our hinges are tested to the very highest levels of performance in accordance with BS EN1935, fire tested and CE marked / CERTIFIRE approved in accordance with the very latest European standards and offer complimentary solutions for the customer.

Door Closing Devices

ARRONE door closing devices are designed and built to last and perform. They are manufactured and tested to satisfy the very latest in performance and fire standards. The range features surface mounted overhead, concealed overhead door closers and floor springs.

Locks and Latches

Most doors within a building require a method of either locking or latching after every closing cycle. The ARRONE range of rim and mortice locks and latches gives a wide variation of locking and latching functions for public, commercial and internal residential building door sets. Available in a DIN standard or UK standard offering, our lock and latch ranges have been tested to the requirements of BS EN12209, CE marked and CERTIFIRE approved where applicable for use on the heaviest or lightest of duty doors.

Cylinders

Our ARRONE range of cylinders offers wide options for most door types and locking functions, and with the variations on security levels from zero to high security levels. We offer in-house cylinder building, key cutting and master keying within our dedicated cylinder centre, located at our HOPPE UK premises and can cater for most building locking or security specifications.

Panic and Emergency Exit Hardware

Panic and emergency exits in public and commercial buildings have a critical role to play in assisting people in exiting a building quickly and safely. The ARRONE range of panic and emergency exit devices gives options of exit device, external access device, fixing options for wider/taller doors, finishes for various applications. All of our panic and emergency exit devices are continuously tested to the requirements of BS EN1125 (panic exit devices), BS EN179 (emergency exit devices), are CE marked and CERTIFIRE approved making it a safe choice for specifiers.

Architectural Accessories and Signs

From letter plates and coat hooks, to door stops and flush pulls, we have an accessory in the right finish for most applications.

Pull Handles

The ARRONE range of pull handles contains a variation of designs, materials and finishes from the standard D shape to entrance pull handles, from bolt fix to back to back and in Stainless Steel, Aluminium, Nylon and PVD Brass materials. Also, with varying lengths and diameters it ensures that there is a pull handle for most requirements.



Standards and certification

BS EN1935 Single Axis Hinges

This European standard specifies requirements for single-axis hinges for windows and doors opening in one direction only, whose rotation axis is no more than 30 mm from the face of the sash or door. It covers both fixed pin and lift-off hinges, and contains additional requirements for hinges intended for use on fire doors.

BS EN 1935:2002 classifies door furniture by using an 8-digit coding system. Each digit refers to a particular feature of the product measured against the standard's performance requirements.

1

Digit 1 – Category of use

Four categories of use are identified:

- grade 1: light duty
- grade 2: medium duty
- grade 3: heavy duty
- grade 4: severe duty

2

Digit 2 – Durability

Three grades are identified for single-axis hinges manufactured to this European standard:

- grade 3: 10,000 test cycles, for light duty hinges on windows only
- grade 4: 25,000 test cycles, for light duty hinges on windows and doors
- grade 7: 200,000 test cycles, for medium, heavy and severe duty hinges on doors only

3

Digit 3 – Test door mass

Eight door mass grades related to single-axis hinges are identified in this European standard as shown in table below.

Test door mass grade	Door mass
0	10 kg
1	20 kg
2	40 kg
3	60 kg
4	80 kg
5	100 kg
6	120 kg
7	160 kg

4

Digit 4 – Suitability for fire/smoke door use

Two grades of suitability are identified for single-axis hinges:

- grade 0: not suitable for fire/smoke resistant door assemblies
- grade 1: suitable for fire/smoke resistant door assemblies subject to satisfactory assessment of the contribution of the single axis hinge to the fire resistance of the specified fire/smoke door assemblies in accordance with the requirements of BS EN 1634-1

5 Digit 5 – Safety
 Single-axis hinges are required to satisfy the essential requirements of safety in use. Therefore, only grade 1 is identified.

6 Digit 6 – Corrosion resistance
 Five grades of corrosion resistance are identified in accordance with BS EN 1670

- grade 0: no defined corrosion resistance
- grade 1: mild resistance
- grade 2: moderate resistance
- grade 3: high resistance
- grade 4: very high resistance

7 Digit 7 – Security
 Two grades of security are identified for single-axis hinges:

- grade 0: not suitable for use on burglar-resistant door assemblies
- grade 1: suitable for applications requiring a degree of security.
 Annex C of this European standard details the hinge grade to use for the level of security required.

8 Digit 8 – Hinge grade
 Fourteen grades are identified in this European standard and are detailed in the table below. The full classification is shown in the standard.

Hinge Grade	Usage	Text Cycles	Door Mass
1	Window	10,000	10 kg
2	Window	10,000	20 kg
3	Window/Door	25,000	20 kg
4	Door	200,000	20 kg
5	Window	10,000	40 kg
6	Window/Door	25,000	40 kg
7	Door	200,000	40 kg
8	Window	10,000	60 kg
9	Window/Door	25,000	60 kg
10	Door	200,000	60 kg
11	Door	200,000	80 kg
12	Door	200,000	100 kg
13	Door	200,000	120 kg
14	Door	200,000	160 kg

BS8300: Part 2 and Approved Document M

Single axis hinges should conform to BSEN 1935. Where it is important to minimize resistance to door opening and closing, hinges with low friction bearings should be selected to carry the appropriate mass of the door.

Technical considerations

Normally, three hinges are fitted to each door. Their positions are determined by the weight of door and its resistance to warping or whipping.

Adjusted door weight calculation table			
Actual door weight	Doors of excess width, please refer to side loading calculation table		Actual door weight
	Door closer	+ 20%	
	Door closer (backcheck)	+ 75%	
	Extra heavy use	+ 10%	
	Light use	+ 10%	

Hinges for use with doors of excess widths

Wider doors obviously increase the pressure and bending moment exerted on the hinge. This must be allowed for by reduction in the maximum mass of the door leaf supported by each grade of hinge.

The factors by which the door mass has to be adjusted for excessive widths of door are calculated by dividing the door height by its width. For a factor of 2 or greater, no allowance has to be made. When the factor is less than 2, the door mass has to be increased by the value required to bring the factor to 2 expressed as a percentage. These percentages are shown in the side loading calculations table shown below.

Side loading calculations			
Door size		Factor	Normal increase of mass of door leaf %
Door height	Door width		
2000mm	1000mm	2	0
2000mm	1050mm	1.9	10
2000mm	1100mm	1.82	18
2000mm	1150mm	1.74	26
2000mm	1200mm	1.66	33
2000mm	1250mm	1.6	40

This Standard specifies requirements for controlled door closing devices for swing doors, mounted on or in the frame, on or in the door, or in the floor.

The scope is limited to manually operated door closing devices where the energy for closing is generated by opening of a door and that energy is then used by the device through its moving parts to assist in returning the door to its fully closed position in a controlled manner.

Applications

Fig 1 Application

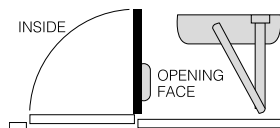


Fig 61 Application

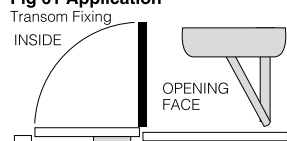
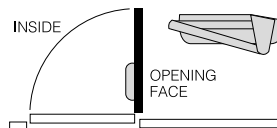


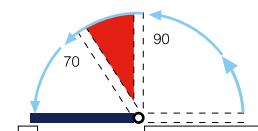
Fig 6 Application



Backcheck

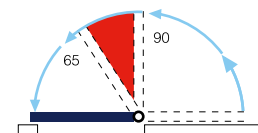
Backcheck offers resistance to opening between 70° and 90° when the door is opened with excessive force. Useful in all situations. Helps prevent damage to building and door frames, particularly where opening is restricted.

Note: Backcheck is not a substitute for door stops which should be fitted wherever possible.



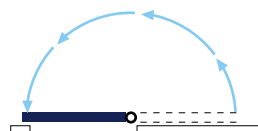
Delayed action

Delayed action slows down the closing speed of the door between approx. 90° and 65°. The amount of delay can be adjusted and de-activated altogether. Ideally suited for applications, such as care homes, where people need a greater length of time to exit doorways.



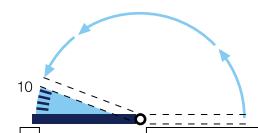
Controlled closing

All ARRONE[®] door closers have an adjustment valve which allows the closing speed to be controlled. This is effective throughout the whole closing cycle except where delayed action or latch action are activated.



Latch action

Latch action provides for the adjustment of the last 10° (approx.) of the closing cycle. This allows the closer to be adjusted to overcome a latch or intumescent seal.



Slide arm application

Can be used where it is undesirable to have a projecting arm. Consists of a single arm connected to a channel mounted above the door (not suitable for doors with projecting architraves).

Drop plate

Allows a door closer to be fitted where the top rail of the door is too narrow to allow normal fitting. The drop plate is first attached to the door and then the closer attached to the drop plate.

Standards and certification

BS EN1154 – the European standard for the performance of controlled door closing devices.

Providing details on product types, classification by use, test cycles, door mass, corrosion resistance, as well as definitions, product performance requirements, test apparatus, test methods and marking of products.

BS EN1154:1997 classifies door closers by using a 6 digit coding system.

1

Digit 1 – Category of use

Two categories are defined.

- grade 3: for closing doors from at least 105° open
- grade 4: for closing doors from at least 180° open

2

Digit 2 – Number of test cycles

Only one category is identified.

- grade 8: 500,000 cycles

3

Digit 3 – Test door mass/size

Seven test door mass grades and related door closer power sizes are identified according to table 1 of this standard. Where a door closer provides a range of power sizes both the minimum and the maximum sizes shall be identified.

Door Closer Power Size	Recommended Door Leaf Width max. mm kg	Test Door Mass (kg)
1	<750	20
2	850	40
3	950	60
4	1100	80
5	1250	100
6	1400	120
7	1600	160

4

Digit 4 – Fire behaviour

Two categories are defined.

- grade 0: not suitable for use on fire/smoke door assemblies
- grade 1: suitable for use on fire/smoke door assemblies, subject to satisfactory testing and assessment in accordance with the requirements of BS EN 1634-1

5

Digit 5 – Safety

All door closers are required to satisfy the essential requirements of safety in use. Therefore only grade 1 is identified.

6

Digit 6 – Corrosion resistance

Five categories are defined in accordance with BS EN 1670

- grade 0: no defined resistance
- grade 1: mild resistance
- grade 2: moderate resistance
- grade 3: high resistance
- grade 4: very high resistance

Standards and certification

BS EN 1155 – Electrically Powered Hold-Open Devices.

This European standard specifies requirements for separate hold-open devices and also for hold-open mechanisms incorporated in a door closer. Electrically powered hold-open devices for swing doors manufactured according to this European standard can hold a swing door at a fixed position or can allow the door to swing freely. In each case interruption of the electrical supply will cause the controlled door to close positively.

1 Digit 1 – Category of use

Only one category of use is identified for electrically powered hold-open devices:

- grade 3: for doors for use by the public, and others, with little incentive to take care, i.e. where there is some chance of misuse of the door

2 Digit 2 – Number of test cycles

Two test durations are identified for devices manufactured to this European standard:

- grade 5: 50 000 test cycles, for all electrically powered hold-open devices
- grade 8: 500 000 test cycles, for all electrically powered hold-open and free-swing door closers and devices that contain operating arms

3 Digit 3 – Test door mass/size

Five door mass grades and related hold-open power sizes are identified according to Table 1 of this European standard.

Door Closer Power Size	Recommended Door Leaf Width max. mm	Test Door Mass (kg)
3	950	60
4	1100	80
5	1250	100
6	1400	120
7	1600	160

4 Digit 4 – Fire resistance

Only one grade of fire resistance is identified for electrically powered hold-open devices manufactured to this European standard:

- grade 1: suitable for use on fire/smoke door assemblies subject to satisfactory assessment of the contribution of the electrically powered hold-open device to the fire resistance of specified fire/smoke door assemblies in accordance with the requirements of BS EN 1634-1

5 Digit 5 – Safety

Electrically powered hold-open devices are required to satisfy the Essential Requirement of safety in use. Therefore only grade 1 is identified

6

Digit 6 – Corrosion resistance

Five grades of corrosion resistance are identified in accordance with BS EN 1670

- grade 0: no defined corrosion resistance
- grade 1: mild resistance
- grade 2: moderate resistance
- grade 3: high resistance
- grade 4: very high resistance

Fire doors – door controls

If placed on the market after 1 July 2013, the door closing device and its accessories:

- Must be CE Marked to BS EN 1154 – Building hardware – Controlled door closing devices, including annex A.
- And preferably, should be provided with additional product certification by an approved third party certification body.

The product and any accessories must have demonstrated their suitability for the intended purpose, by inclusion in satisfactory fire tests to BS EN 1634-1 or BS EN 1634-2, on a type of door and configuration in which will be used. This evidence should be provided by an approved third party certification or testing body.

Source: Door Hardware Federation, Guild of Architectural Ironmongers Fire Door Hardware Code of Practice

BS8300: Part 2 and Approved Document “M”

For many people to have independent access through single or double swing doors, the opening force, when measured at the leading edge of the door, should be not more than 30N from 0° (door in closed position) to 30°, and not more than 22.5N from 30° to 60° of the opening cycle.

The choice of controlled door closing devices should take account of the efficiency of the closer, as well as the resistances from edge seals, hinge friction, latch resistance and differential air pressure.

A controlled door closing device, with or without backcheck, should allow the door to open sufficiently to provide the required effective clear opening width of the door.

Standards and certification

BS EN 1158 – Door co-ordinator devices.

This European standard specifies requirements for both separately mounted devices and mechanisms incorporated in door closers. There are additional requirements for devices for use on fire/smoke door assemblies.

1 Digit 1 – Category of use

Only one category is identified:

- grade 3: for all internal and external doors for use by the public, and others, with little incentive to take care, i.e. where there is some chance of misuse of the door

2 Digit 2 – Number of test cycles

Two test durations are identified:

- grade 5: 50 000 test cycles, for all other door coordinator devices
- grade 8: 500 000 test cycles, for door coordinator devices incorporated in, or for use in conjunction with, automatic swing door operators, and for devices incorporated in a door closer

3 Digit 3 – Test door mass/size

Five door mass grades and related coordinator sizes are identified according to table 1 of this European standard.

Door Co-ordinator Size	Test Door Leaf Mass	Recommended door leaf width max. mm	Distance between hinge centrelines max. mm
3	60	950	1900
4	80	1100	2200
5	100	1250	2500
6	120	1400	2800
7	160	1600	3200

4 Digit 4 – Fire resistance

Two grades of fire resistance are identified for door coordinator devices manufactured to this European standard:

- grade 0: not suitable for use on fire/smoke door assemblies
- grade 1: suitable for use on fire/smoke door assemblies, subject to satisfactory assessment of the contribution of the door coordinator device to the fire resistance of specified fire/smoke door assemblies in accordance with the requirements of BS EN 1634-1

5 Digit 5 – Safety

All door coordinator devices are required to satisfy the essential requirement of safety in use. Therefore, only grade 1 is identified.

6 Digit 6 – Corrosion resistance

Five grades of corrosion resistance are identified in accordance with BS EN 1670

- grade 0: no defined corrosion resistance
- grade 1: mild resistance
- grade 2: moderate resistance
- grade 3: high resistance
- grade 4: very high resistance

The ARRONE® range of architectural locks is manufactured to the highest engineering standards and designed to offer a high price/performance ratio. They have been successfully type tested to all the requirements of BS EN 12209. The classification achieved is given for each lock separately.

BS EN 12209:2003 – Mechanically operated locks, latches and locking plates

1 Digit 1 – Category of use

Three categories of use are identified:

- grade 1: low frequency of use by people with a high incentive to exercise care and a small chance of misuse, e.g. internal residential doors
- grade 2: medium frequency of use by people with some incentive to exercise care but where there is some chance of misuse, e.g. internal office doors
- grade 3: high frequency of use by public or others with little incentive to exercise care and with a high chance of misuse, e.g. public doors

2 Digit 2 – Durability

Twelve grades are identified with minimum figures for deadbolt and snib operation, and latch bolt operation with and without side load, as shown. The side load is applied to the latch bolt when it is being withdrawn.

↑ No. of operations	Increasing side load →				
	grade C	grade H	grade M	grade S	grade X
	grade B	grade G	grade L	grade R	grade W
	grade A	grade F			

3 Digit 3 – Door mass and closing force

Nine grades are identified with maximum figures for closing force at various door masses as shown. **Note:** closing force is from a standing start: i.e. fully extended latch bolt in contact with striking plate at start of test.

Maximum closing force	up to 100 kg	Door mass up to 200 kg	above 200 kg
15 N	grade 7	grade 8	grade 9
25 N	grade 4	grade 5	grade 6
50 N	grade 1	grade 2	grade 3

4 Digit 4 – Fire resistance

Two grades are identified:

- grade 0: not approved for use on fire/smoke door assemblies
- grade 1: suitable for use on fire/smoke door assemblies tested to BS EN 1634-1 etc.

5

Digit 5 – Safety

No requirement, but note: a lock or latch conforming to this standard can, at the same time, also be part of an exit device conforming to BS EN 179 or BS EN 1125.

6

Digit 6 – Corrosion resistance

Eight grades are identified with neutral salt-spray (NSS) corrosion resistance grades from BS EN 1670:2007, with and without temperature resistance as shown:

Corrosion resistance (NSS)	Temperature resistance	
	No requirement	-20 °C to +80 °C
240 hours	grade D	grade G
96 hours	grade C	grade F
48 hours	grade B	grade E
24 hours	grade A	
No requirement	grade 0	

7

Digit 7 – Security and drill resistance

Seven grades are identified with minimum figures for requirements relating to physical attack, with or without drilling of the lockcase, as shown:

Increasing resistance to attack	No drilling requirement	Drilling requirement
	grade 6	grade 7
	grade 4	grade 5
	grade 3	
	grade 2	
	grade 1	

8

Digit 8 – Field of door application

Fifteen grades are identified for differing applications – hinged or sliding doors with rim or mortice locks with either keyless egress from inside or key locking from both sides. The grading determines which application is appropriate. In addition, there is a requirement that lock/latch should not be removable from outside or, for grades K to R, from inside using “standard” tools. Grades H and P require support for the lockcase when installed.

9

Digit 9 – Type of key operation and locking

Nine grades are identified for differing types of key operation. The grading determines how the lock is assessed for deadlocking requirement as shown. In addition, there is a maximum key torque operating requirement of 1.5 Nm and a minimum key strength requirement of 2.5 Nm.

- grade 0: not applicable
- grade A: cylinder lock or latch; manually locking
- grade B: cylinder lock or latch; automatically locking
- grade C: cylinder lock or latch; manually locking with intermediate locking
- grade D: lever lock or latch; manually locking
- grade E: lever lock or latch; automatically locking

- grade F: lever lock or latch; manually locking with intermediate locking
- grade G: lock or latch without key operation; manually locking
- grade H: lock without key operation; automatically locking

10 Digit 10 – Type of spindle operation

Five grades are identified:

- grade 0: lock or latch without follower
- grade 1: lock or latch for knob or sprung lever handle operation
- grade 2: lock or latch for unsprung lever handle operation
- grade 3: lock or latch for heavy duty unsprung lever handle operation
- grade 4: lock or latch for heavy duty unsprung lever handle operation specified by the manufacturer

11 Digit 11 – Key identification

Nine grades are identified relating to the number of differs and levers. Grade 0 relates to a latch with no locking action:

No. of differs ↑	No. of levers →							
				grade F				grade G
			grade D			grade E		
		grade B			grade C			
	grade A							
grade 0								

Fire doors – locks

In order to provide an effective barrier to a fully developed fire, a door has to remain closed within the frame. In the case of single action doors, this role might be undertaken by a latch.

If placed on the market after 1 July 2013, the lock or latch:

- must be CE marked to BS EN 12209,
- and preferably, should be provided with additional product certification by an approved third party certification body.

In fitting locks or latches to fire-resisting doors, the potential fire performance of a door might be reduced due to:

- removal of a section of the door leaf, door frame or seal,
- leaving voids within the structure of a timber door,
- adding materials which could cause heat transfer problems in a timber door,
- through fixings creating thermal bridges in a timber door,
- using materials of low melting point (less than 800°C, or 900°C for steel doors over 90 minutes resistance) in components which, if they should melt, could cause a failure of functionality of the device,
- locks containing materials which might flame.

Source: Door Hardware Federation, Guild of Architectural Ironmongers Fire Door Hardware Code of Practice

HOPPE have various cylinder ranges available for most applications and project requirements, including cylinders tested to the European standard for cylinders, EN1303.

HOPPE (UK) also has a dedicated pinning center, which is staffed by trained technicians and is equipped with the latest computer software packages and keying machinery to enable quick and effective production of the most complicated of cylinder suites and includes the following:

- Grand master suites
- Master suites
- Common cylinders
- Keyed alike sets

The Pinning Centre also offers a series of other services including:

- Pad locks
- Container locks

BS EN 1303 – Cylinders for locks

1

Digit 1 – Category of use

One category is identified:

- grade 1: For use by people with a high incentive to exercise care and with a small chance of misuse.

2

Digit 2 – Durability

Three grades are identified according to the number of test cycles achieved:

- grade 4: 25 000 cycles
- grade 5: 50 000 cycles
- grade 6: 100 000 cycles

3

Digit 3 – Door mass

No requirement

4

Digit 4 – Fire resistance

Three grades are identified as follows:

- grade 0: Not approved for use on fire resistant / smoke control door assemblies
- grade A: Suitable for use on smoke control door assemblies
- grade B: Suitable for use on fire resistant and smoke control door assemblies in accordance with the requirements of BS EN 1634-1

5

Digit 5 – Safety

No requirement

6

Digit 6 – Corrosion and temperature resistance

Four grades are identified as follows:

- grade 0: No corrosion requirement, no temperature requirement
- grade A: High corrosion resistance, no temperature requirement
- grade B: No corrosion requirement, temperature requirement from
- 25°C to + 65°C
- grade C: High corrosion resistance, temperature requirement from
- 25°C to + 65°C

Note:

- No distinction is made between the inside and the outside of either the cylinder and/or the door.
- On completion of the test, the cylinder must operate using a maximum 1.5 Nm torque on the key.

7

Digit 7 – Key related security

Six grades are identified and the principal requirements are summarised below:

	Grade					
	1	2	3	4	5	6
Minimum number of effective differs	100	300	15,000	30,000	30,000	100,000
Minimum number of movable levers, pins, discs, etc.	2	3	5	5	6	6
Coding on key could disclose combination	-	-	No	No	No	No
Torque resistance of plug	2.5 Nm	5 Nm	15 Nm	15 Nm	15 Nm	15 Nm

8

Digit 8 – Attack resistance

Five grades are identified and the principal requirements are summarised below:

- grade 0: No resistance against drilling, no resistance against mechanical attack
- grade A: 3/5 minute resistance against drilling; resistance against mechanical attack except plug / cylinder extraction
- grade B: 5/10 minute resistance against drilling; resistance against mechanical attack except plug / cylinder extraction
- grade C: 3/5 minute resistance against drilling; resistance against mechanical attack
- grade D: 5/10 minute resistance against drilling; resistance against mechanical attack

ARRONE[®] cylinders are available as standard differ stock, keyed alike or master keyed to individual requirements. CES and ABUS cylinders operate on 6 pins making them suitable for complex grand master keyed suites.

The diagrams on these pages give a guide to the many keying arrangements possible. There is often confusion between keyed alike locks and a straight master keyed system. In a keyed alike arrangement all the locks operate using the same key. However in a straight master keyed suite all the locks can operate off different keys, but another key (called the master key) will open them all.

Master keyed suites often have sub suites. Examples of this could be seen in a small hotel where the hotel manager has a master key to open all doors. A chambermaid could have a sub master to open a range of bedroom doors only but none of the offices for instance. An individual room key in this arrangement is referred to as a servant key.

Varying degrees of complexity can be achieved to suit a variety of needs and examples of these are shown in the accompanying diagrams.

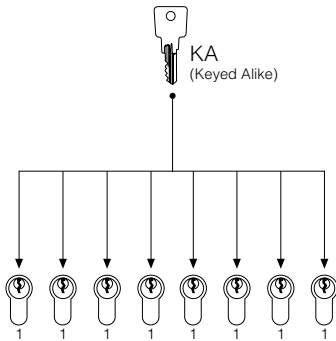
The common entrance suite is useful in student accommodation or a block of flats. This suite removes the need to hold two keys, i.e. one for the front door and one for an individual room. A common entrance key will open the front door and the individual room.

In any master keyed suite, regardless of size it is wise to look ahead to future growth. Provision can be made in the suite for extensions at a later date. This is always easier to do at the time the suite is created.

It is recommended that master keying requirements are checked with our sales office to ensure suite arrangement is possible.

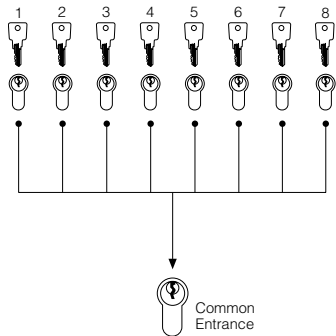
Keyed to differ

Cylinders to differ are all operated by individual keys all different to each other.



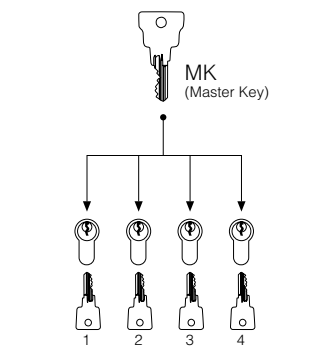
Keyed Alike suites (KA)

In Keyed Alike arrangements all cylinders are operated by the same key. This gives an arrangement where one key will open a group of locks. Not to be confused with a Master Keyed suite (see below). Cylinders can also be Keyed Alike to the euro profile, oval and rim cylinders. This is useful where a combination of cylinder mortice lock cases and cylinder rim nightlatches are being used.



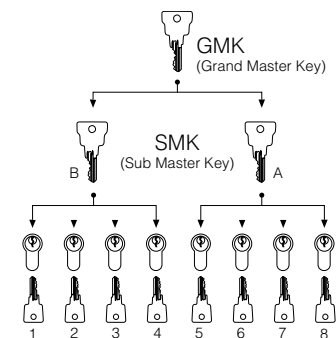
Common Entrance suites

Common Entrance (or flat entrance) suites are designed to enable a tenant to use the same key for his own private doors as well as doors common to other residents within the same buildings. The Common Entrance feature can be incorporated within any Master Key suite.



Master Key suites (MK)

In Master Key suites, a group of cylinders, each equipped with an individual servant key, is also operated by one special key known as the Master Key. Keyed Alike groups can also be incorporated into any Master Key suite.



Grand Master Key suites (GMK)

Grand Master Key suites are used when it is necessary to have more than one master key group. These groups are referred to as sub suites. In these instances all cylinders irrespective of their sub suite, are controlled by one key known as the Grand Master Key.

Standards and certification

BS EN 1125 – Panic Exit Devices

It is desirable that doors at final exits in public buildings, places of entertainment, shops etc. should be fitted with panic devices operated by a horizontal push bar or touch bar. The emphasis for products covered by this standard is on safe exit rather than security.

The main purpose of this standard is to give performance requirements to simulate the safe and effective escape through a doorway with minimum effort and without prior knowledge of the device i.e. for locked doors on escape routes where panic situations can be foreseen.

BS EN 1125 applies to type A (push bar devices) and type B (touch bar devices) and classifies devices by using a 10-digit coding system, each digit referring to a particular feature of the product measured against the standard's performance requirement.

1

Digit 1 – Category of use

Only one category is identified:

- grade 3: high frequency of use by public and others with little incentive to exercise i.e. where there is a chance of an accident occurring and of misuse

2

Digit 2 – Durability

Two categories are identified:

- grade 6: 100,000 cycles
- grade 7: 200,000 cycles

3

Digit 3 – Test door mass/size

Three categories are identified:

- grade 5: up to 100 kg
- grade 6: up to 200 kg
- grade 7: over 200 kg

4

Digit 4 – Suitability for use on fire/smoke doors

Three grades are identified:

- grade 0: not approved for use on fire/smoke door assemblies
- grade A: suitable for use on smoke door assemblies
- grade B: suitable for use on fire and smoke door assemblies in accordance with the requirements of BS EN 1634-1.

5

Digit 5 – Safety

All panic and emergency exit devices have a critical safety function, therefore, only the top grade 1 is identified.

6

Digit 6 – Corrosion resistance

Two grades of corrosion resistance are identified according to BS EN 1670

- grade 3: high resistance
- grade 4: very high resistance

7

Digit 7 – Security

Only one category of security is identified (grade 2). Panic devices are primarily for the operation of a door from the inside. Safety considerations will always be given priority over security.

8

Digit 8 – Projection of device

Two categories are defined:

- grade 1: projection up to 150 mm (large projection)
- grade 2: projection up to 100 mm (standard projection)

9

Digit 9 – Type of device

Two types are defined:

- Type A: panic exit device with “push bar” operation
- Type B: panic exit device with “touch bar” operation

10

Digit 10 – Field of door application

Three categories are defined:

- Category A: single door, double door: active or inactive leaf
- Category B: single door only
- Category C: double door: inactive leaf only

Experience relating to escape from buildings and general safety has shown the importance of fitting doors on escape routes with suitable exit devices to enable the occupants of the building to escape quickly and easily in the case of fire or some other emergency. Factors to consider include:

Different groups of users will have differing requirements to enable them to make an effective escape and this has to be reflected in the type of device chosen. For example, in buildings frequented by the general public it is important that doors can be released easily by people who might have no training in emergency procedures or the use of the exit device, and might therefore panic in the rush to escape.

Other buildings might be occupied predominantly by authorised personnel, who have been trained specifically in the procedures for escape, and who are therefore unlikely to panic in the case of an emergency.

Where escape route doors are part of the final exit from a building, there will be some additional requirements for security of the door against intrusion and burglary. In this case there can be a conflict between the requirements of building users to be able to escape easily and the requirements of building owners to secure their building and its contents against crime.

Where escape route doors are part of the fire compartmentation of the building there will be additional requirements to ensure that the escape hardware fitted does not compromise the fire-resisting performance of the doors.

Devices placed on the market after 1 July 2013 and intended for use by the general public must be CE Marked to BS EN 1125 - Panic exit devices operated by a horizontal bar, and preferably provided with additional product certification by an approved third party certification body.

Approved Document B recommends that panic exit devices be used if the area has more than 60 occupants, irrespective of the nature of the building. If there is any doubt about the conditions relating to building occupancy, it is recommended that devices covered by BS EN 1125 (panic exit devices operated by a horizontal bar) be specified.

Standards and certification

BS EN 179 – Emergency exit devices

This standard covers devices to be used in emergency situations where people are familiar with the emergency exit and its hardware and therefore a panic situation is most unlikely to develop. Lever handle operated escape locks or push pads may therefore be used.

BS EN179 applies to type A (lever handle operated emergency devices) and type B (push pad operated emergency devices). It classifies emergency exit devices by using a 10-digit coding system, each digit referring to a particular feature of the product measured against the standards performance requirement.

1

Digit 1 – Category of use

Only one category is identified:

- grade 3: high frequency of use by public and others with little incentive to exercise care

2

Digit 2 – Durability

Two categories are identified:

- grade 6: 100,000 cycles
- grade 7: 200,000 cycles

3

Digit 3 – Test door mass/size

Three categories are identified:

- grade 5: up to 100 kg
- grade 6: up to 200 kg
- grade 7: over 200 kg

4

Digit 4 – Suitability for use on fire/smoke doors

Three grades are identified:

- grade 0: not approved for use on fire/smoke door assemblies
- grade A: suitable for use on smoke door assemblies
- grade B: suitable for use on fire and smoke door assemblies in accordance with the requirements of BS EN 1634-1.

5

Digit 5 – Safety

All panic and emergency exit devices have a critical safety function, therefore, only the top grade 1 is identified.

6

Digit 6 – Corrosion resistance

Two grades of corrosion resistance are identified according to BS EN 1670

- grade 3: high resistance
- grade 4: very high resistance

7

Digit 7 – Security

Products covered by BS EN 179 have three identified categories and have the opportunities of greater security than devices covered by BS EN 1125. This is because BS EN 179 devices are subject to testing with doors under greater pressure.

- Grade 2: 1000 N
- Grade 3: 2000 N
- Grade 4: 3000 N
- Grade 5: 5000 N

8

Digit 8 – Projection of device

Two categories are defined:

- grade 1: projection up to 150 mm (large projection)
- grade 2: projection up to 100 mm (standard projection)

9

Digit 9 – Type of device

Two types are defined:

- Type A: emergency exit devices with “lever handle” operation
- Type B: emergency exit devices with “push pad” operation

10

Digit 10 – Field of door application

Four categories are defined:

- Category A: outwardly opening single exit door, double exit door: active or inactive leaf
- Category B: outwardly opening single exit door only
- Category C: outwardly opening double exit door: inactive leaf only
- Category D: inwardly opening single exit door only

Experience relating to escape from buildings and general safety has shown the importance of fitting doors on escape routes with suitable exit devices to enable the occupants of the building to escape quickly and easily in the case of fire or some other emergency. Factors to consider include:

Different groups of users will have differing requirements to enable them to make an effective escape and this has to be reflected in the type of device chosen. For example, in buildings frequented by the general public it is important that doors can be released easily by people who might have no training in emergency procedures or the use of the exit device, and might therefore panic in the rush to escape.

Other buildings might be occupied predominantly by authorised personnel, who have been trained specifically in the procedures for escape, and who are therefore unlikely to panic in the case of an emergency.

Where escape route doors are part of the final exit from a building, there will be some additional requirements for security of the door against intrusion and burglary. In this case there can be a conflict between the requirements of building users to be able to escape easily and the requirements of building owners to secure their building and its contents against crime.

Where escape route doors are part of the fire compartmentation of the building there will be additional requirements to ensure that the escape hardware fitted does not compromise the fire-resisting performance of the doors.

Devices placed on the market after 1 July 2013 for use by trained personnel must be CE Marked to BS EN 179 - Emergency exit devices operated by a lever handle or push-pad, and preferably provided with additional product certification by an approved third party certification body.

Approved Document B recommends that panic exit devices be used if the area has more than 60 occupants, irrespective of the nature of the building. If there is any doubt about the conditions relating to building occupancy, it is recommended that devices covered by BS EN 1125 (panic exit devices operated by a horizontal bar) be specified.

Standards and certification

BS EN 1634-1 - Fire resistance tests for door and shutter assemblies

Fire-resisting doors serve three main purposes in a building:

- To restrict the initial development of a fire – A correctly fitted and functioning fire-resisting door can help to suppress a fire by restricting the amount of oxygen available to it.
- To restrict the spread of fire – A closed fire-resisting door is designed to endure direct attack by fire for a specified period of time. This should restrict the spread of fire through the building, gaining time for evacuation of the premises and for active fire protection resources such as sprinklers and fire fighters to perform their functions.
- To protect escape routes – The provision of protected escape routes is a requirement of Building Regulations. Any door opening on to an escape route or operating across an escape route is likely to be designated as a fire-resisting door, to ensure that persons using the route have protection from fire while they escape.

After evacuation, fire-resisting doors should continue to provide some protection for fire fighters entering the building to extinguish the fire.

Under BS EN 1634-1 test regimes, a door withstands fire attack for a period of time, for example 36 minutes or 67 minutes, and for the purposes of regulations is then described as E30, E60, etc. (BS EN 1634-1). Withstanding fire attack means not allowing flames or hot gases to pass. In other words, the doorset maintains its fire integrity.

Classification:

By using this EN standard, the performance of building hardware for fire-resisting doors and emergency escape doors can be quantified in any or all the following areas:

- Category of use
- Durability
- Door size/mass
- Fire resistance
- Safety
- Corrosion resistance
- Security

All new European building hardware standards use a classification system in which the first seven digits are common. Each digit relates to a feature of the product measured against the requirements of the relevant standard. It is digit 4 that relates to the fire resistance of the product, they are graded as follows:

Fire resistance

Grade 0 - not approved for use on fire / smoke door assemblies

Grade A - suitable for smoke door assemblies - subject to test evidence

Grade B - suitable for fire and smoke door assemblies in accordance with the requirements of BS EN 1634-1.

Standards and certification

BS EN 1906 – Lever Handle and Knob Furniture

BS EN 1906 classifies door furniture by using an 8-digit coding system. A similar classification applies to all building hardware product standards so that complementary items of hardware can be specified to, for instance, a common level of corrosion resistance, category of use, etc. Each digit refers to a particular feature of the product measured against the standard's performance requirements.

1

Digit 1 – Category of use

Four grades are identified:

- grade 1: medium frequency of use with a high incentive to exercise care and a small chance of misuse, e.g. internal residential doors
- grade 2: medium frequency of use by people with some incentive to exercise care but where there is some chance of misuse, e.g. internal office doors
- grade 3: high frequency of use by public or others with little incentive to exercise care and with a high chance of misuse, e.g. public office doors
- grade 4: high frequency of use on doors which are subject to frequent violent use, e.g. football stadiums, oil rigs, barracks, public toilets, etc.

2

Digit 2 – Durability

Two categories are identified:

- grade 6: medium use - 100 000 cycles
- grade 7: high use - 200 000 cycles

The tests undertaken to achieve these grades involve the application of additional forces to the door furniture in order to simulate the conditions of use likely to be experienced in the field.

3

Digit 3 – Test door mass/size

No requirement

4

Digit 4 – Suitability for use on fire/smoke doors

Five grades of fire resistance are identified and shall receive the extension "1" for an optional door cycle test:

- grade 0: no performance determined;
- grade A: for use on smoke-control doors;
- grade A1: for use on smoke-control doors, tested with 200,000 cycles on a test door;
- grade B: for use on smoke-control and fire resistant doors;
- grade B1: for use on smoke-control and fire resistant doors, tested with 200,000 cycles on a test door;

- grade C: for use on smoke-control and fire resistant doors with requirements for fire protection inlays in backplate, rose and escutcheon;
- grade C1: for use on smoke-control and fire resistant doors with requirements for fire protection inlays in backplate, rose and escutcheon, tested with 200,000 cycles on a test door;
- grade D: for use on smoke-control and fire resistant doors with requirements for special core in the handle/knob;
- grade D1: for use on smoke-control and fire resistant doors with requirements for special core in the handle/knob, tested with 200,000 cycles on a test door

5

Digit 5 – Safety

Two grades of safety are identified:

- grade 0: normal use
- grade 1: safety applications

6

Digit 6 – Corrosion resistance

Five grades are identified according to BS EN 1670:

- grade 0: no defined corrosion resistance
- grade 1: mild resistance
- grade 2: moderate resistance
- grade 3: high resistance
- grade 4: very high resistance
- grade 5: extremely high resistance

7

Digit 7 – Security

Four grades are identified:

- grade 0: no performance determined
- grade 1: mild burglary resistance
- grade 2: moderate burglary resistance
- grade 3: high burglary resistance
- grade 4: extra high burglary resistance

8

Digit 8 – Type of operation

Three operation types are identified:

- Type A: spring assisted furniture
- Type B: spring loaded furniture
- Type U: unsprung furniture

Thief Resistant Locks (Key Egress)

Mechanically operated push button locksets

Standards and certification

BS 3621 – Thief Resistant Locks (Key Egress)

This British Standard specifies performance requirements and test methods for a thief-resistant, mechanically operated single point lock assembly (including locking plates, fixing screws, fitting instructions, cylinders and protective furniture where appropriate) that:

- a) incorporates a lock conforming to BS EN 12209 that can be unlocked from the inside without a key thereby only allowing keyless egress; and
- b) is used in doors, windows doors and entrance doors in buildings.

Mechanically operated push button locksets

Standards and certification

BS 8607 – Mechanically operated push button locksets

This British Standard specifies requirements and test methods for durability, strength and function of mechanically operated push-button locksets and their locking plates for use on doors, window doors and entrance doors in buildings.

Application Grades

The product shall be designated Grade 1, 2, 3, 4 or 5 according to the following intended applications:

- Grade 1: internal applications where users have a high incentive to exercise care and where the expected usage is low;
- Grade 2: internal applications where users have a high incentive to exercise care and where the expected usage is high;
- Grade 3: applications where abuse and usage levels are expected to be high, and there is an element of security;
- Grade 4: applications where security, abuse and usage levels are expected to be equivalent to BS3621, but which can only be achieved with the help of an integral additional locking unit;
- Grade 5: applications where security, abuse and usage levels are expected to be equivalent to BS3621.

Certifire



Certifire is an independent third party scheme providing high quality voluntary product conformity certification for the passive fire sector.

ANSI - American National Standards Institute

Materials compliant to the ANSI A156 series of standards.

UL - Underwriters Laboratories



Manufacturers use UL product safety standards to design their products so they comply with the applicable requirements. Product testing and certification organizations such as UL use these standards to evaluate the products and determine their compliance with the product standards.

UL10C is the Standard for "Positive Pressure Fire Tests of Door Assemblies". This is a product safety standard that includes a comprehensive set of performance requirement that products must comply with in order to be certified or listed by a product certification organization such as UL. Where required products have been certified under UL 10C. Details expanded on individual product pages.

Fire Safety – BS EN1634 Part 1



The European fire safety standard for determining the fire resistance of door and shutter assemblies including hardware designed for installations within openings incorporated in vertical separating elements (doorsets).

Door Controls, Hinges and Locks can be assessed to be suitable for use on*:

- FD30 (30 minute) fire doors
- FD60 (60 minute) fire doors
- FD90 (90 minute) fire doors
- FD120 (120 minute) fire doors
- FD240 (240 minute) fire doors

* see 4th digit

Quality and performance



Successfully type tested for conformity to all the requirements as required by the prevailing standards.


CE Marking



CE marking is the easiest route to providing compliance with the latest UK construction products regulations for ironmongery used on fire, smoke and escape route doors.

CE marking indicates that the product has been 3rd party performance/fire tested where applicable and is produced in a factory which has satisfactory production control systems. All of these have to be assessed by an authorised certification organisation.





AR8180

ARRONE ball bearing hinge:

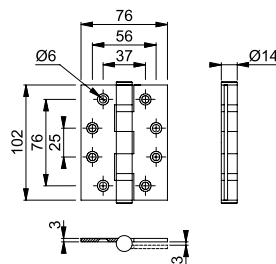
- Material: Stainless Steel
- Hinge Grade: Grade 13
- Shape: Square
- Unit of measure (pack size): Sold as a pair
- Door weight: Suitable for doors weighing up to 120 kg
- Fixing: 16 x 201 grade stainless steel pozi countersunk wood screws
- Testing: **BS EN 1935:2002** (Classification: 4 | 7 | 6 | 1* | 1 | 4 | 0 | 13); **BS EN 1634** Part 1. Assessed for use on 30, 60, 90 and 120 minutes timber fire doors and 240 minutes on steel fire doors.
- Certifire approved: CF369; DOP: HUK0016
- CE Marked: AC0070



Product ref.	Article description	Dimensions	Finish	Article no.
AR8180-SSS-A1	Two ball bearing hinge for wooden frames/doors	102 x 76 x 3	SSS	89002072
AR8180-SSS-A2	Two ball bearing hinge for wooden frames/doors	102 x 76 x 3	SSS	89002548
AR8180-SSS-A4	Two ball bearing hinge for wooden frames/doors	102 x 76 x 3	SSS	89002555
AR9290-PSS-A1	Two ball bearing hinge for wooden frames/doors	102 x 76 x 3	PSS	89002101
AR7070-PVD-A1	Two ball bearing hinge for wooden frames/doors	102 x 76 x 3	PVD	89002107
AR8180-AB	Two ball bearing hinge for wooden frames/doors	102 x 76 x 3	ABR	89001960

Spare fixings

AR-BBH-SPARE-WS	Spare wood screws (4.5 x 31 mm), bags of 8 pcs		SSS	87132200
AR-BBH-SPARE-MS	Spare machine screws (M5 x 12 mm), bags of 8 pcs (standard)		SSS	89001094
AR-BBH-SPARE-MS-M6	Spare machine screws (M6 x 16 mm), bags of 8 pcs (special)		SSS	89001274



We do not recommend the use of power tools for screw installation



AR8182

ARRONE ball bearing hinge:

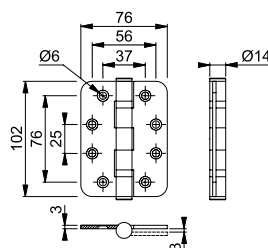
- Material: Stainless Steel
- Hinge Grade: Grade 13
- Shape: Radius
- Unit of measure (pack size): Sold as a pair
- Door weight: Suitable for doors weighing up to 120 kg
- Fixing: 16 x 201 grade stainless steel pozi countersunk wood screws
- Testing: **BS EN 1935:2002** (Classification: 4 | 7 | 6 | 1* | 1 | 4 | 0 | 13); **BS EN 1634** Part 1. Assessed for use on 30, 60, 90 and 120 minutes timber fire doors and 240 minutes on steel fire doors.
- Certifire approved: CF369; DOP: HUK0021
- CE Marked: AC0070



2



Product ref.	Article description	Dimensions	Finish	Article no.
AR8182-SSS-A1	Two ball bearing hinge (radius corners) for wooden frames/doors	102 x 76 x 3	SSS	89002142
AR8182-SSS-A2	Two ball bearing hinge (radius corners) for wooden frames/doors	102 x 76 x 3	SSS	89002569



We do not recommend the use of power tools for screw installation



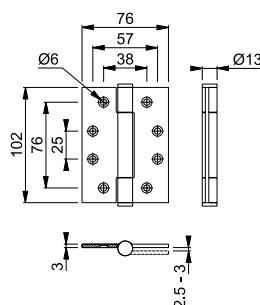
AR2771

ARRONE ball bearing hinge:

- Material: Stainless Steel
- Hinge Grade: Grade 14
- Shape: Square
- Unit of measure (pack size): Sold per piece
- Door weight: Suitable for doors weighing up - to 160 kg
- Fixing: Suitable for timber doors
- Testing: **BS EN 1935:2002** (Classification: 4 | 7 | 7 | 1* | 1 | 4 | 0 | 14); **BS EN 1634** Part 1. Assessed for use on 60, 90 and 120 minutes timber fire doors and 240 minutes on steel fire doors.
- Certifire approved: CF351; DOP: HUK0051
- CE Marked: AC0102



Product ref.	Article description	Finish	Article no.
AR2771-SSS-A2	Butt hinge incl. screws for wooden frames/doors.	SSS	50001024



We do not recommend the use of power tools for screw installation



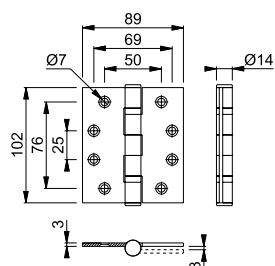
AR8680

ARRONE ball bearing hinge:

- Material: Stainless Steel
- Hinge Grade: Grade 13
- Shape: Square
- Unit of measure (pack size): Sold as a pair
- Door weight: Suitable for doors weighing up to 120 kg
- Fixing: 16 x 201 grade stainless steel pozi countersunk wood screws
- Testing: **BS EN 1935:2002** (Classification: 4 | 7 | 6 | 1* | 1 | 4 | 0 | 13);
BS EN 1634 Part 1. Assessed for use on 60, 90 and 120 minutes timber fire doors and 240 minutes on steel fire doors.
- Certifire approved: CF369; DOP: HUK0057
- CE Marked: AC0070



Product ref.	Article description	Dimensions	Finish	Article no.
AR8680-SSS-A1	Two ball bearing hinge for wooden frames/doors	102 x 89 x 3	SSS	89001142
AR8680-SSS-A2	Two ball bearing hinge for wooden frames/doors	102 x 89 x 3	SSS	89001771
AR8680-PVD	Two ball bearing hinge for wooden frames/doors	102 x 89 x 3	PVD	89001136



We do not recommend the use of power tools for screw installation



AR8184

ARRONE ball bearing hinge:

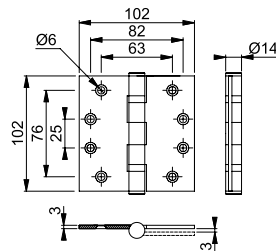
- Material: Stainless Steel
- Hinge Grade: Grade 13
- Shape: Square
- Unit of measure (pack size): Sold as a pair
- Door weight: Suitable for doors weighing up to 120 kg
- Fixing: 16 x 201 grade stainless steel pozi countersunk wood screws
- Testing: **BS EN 1935:2002** (Classification: 4 | 7 | 6 | 1* | 1 | 4 | 0 | 13); **BS EN 1634** Part 1. Assessed for use on 30 and 60 minutes timber fire doors and 240 minutes on steel fire doors.
- Certifire approved: CF369; DOP: HUK0017
- CE Marked: AC0070



2



Product ref.	Article description	Dimensions	Finish	Article no.
AR8184-SSS-A1	Two ball bearing hinge for wooden frames/doors	102 x 102 x 3	SSS	89002114
AR8184-SSS-A2	Two ball bearing hinge for wooden frames/doors	102 x 102 x 3	SSS	89001519
AR9294-PSS-A1	Two ball bearing hinge for wooden frames/doors	102 x 102 x 3	PSS	89002121
AR8184-AB	Two ball bearing hinge for wooden frames/doors	102 x 102 x 3	ABR	89001967



We do not recommend the use of power tools for screw installation

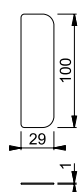


ARRONE® Intumescent Packs

ARRONE intumescent pack:

- Intumescent pack to suit ARRONE 102 mm x 76 mm hinges
- 1 mm thickness
- Consists of: 6 x hinge leaf pads (for 3 hinges)
- Material: Mono Ammonium Phosphate
- Suitable for 30 and 60 minute protection. For 90 and 120 minute labelled doors use 2 packs.

Product ref.	Article description	Article no.
AR/INT-8180/8580	To suit 102 mm x 76 mm hinges	50004578
AR/INT-8680/8380/8780	To suit 102 mm x 88 mm hinges	50004585
AR/INT-8184	To suit 102 mm x 102 mm hinges	50004591
AR/INT-8185	To suit 114 mm x 100 mm hinges	50004608
AR/INT-8189	To suit 114 mm x 114 mm hinges	87134665

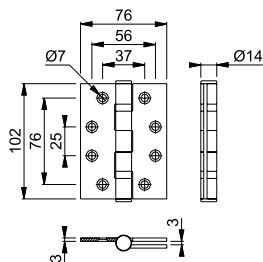


AR7170

ARRONE ball bearing hinge:

- Material: Stainless Steel
- Shape: Square
- Unit of measure (pack size): Sold as a pair
- Door weight: Suitable for doors weighing up to 60 kg
- Fixing: 16 x 201 grade stainless steel pozi countersunk wood screws

Product ref.	Article description	Dimensions	Finish	Article no.
AR7170-SSS-A1	Two ball bearing hinge for timber frames/doors	102 x 76 x 3	SSS	50002867



We do not recommend the use of power tools for screw installation


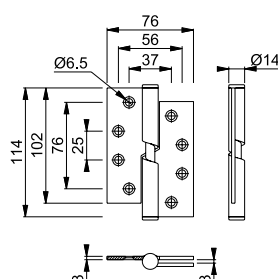


AR8183

ARRONE ball bearing rising hinge:


- Material: Stainless Steel
- Shape: Square
- Unit of measure (pack size): Sold as a pair
- Door weight: Suitable for doors weighing up to 40 kg
- Fixing: 16 x 201 grade stainless steel pozi countersunk wood screws & 8 x 201 grade machine thread screws

Product ref.	Article description	Dimensions	Finish	Article no.
AR8183-WMS-LH-SSS	Rising butt hinge - LEFT	102 x 76 x 3	SSS	89001204
AR8183-WMS-RH-SSS	Rising butt hinge - RIGHT	102 x 76 x 3	SSS	89001303



We do not recommend the use of power tools for screw installation

Clockwise Closing
(left handed door)



Anti-Clockwise Closing
(right handed door)

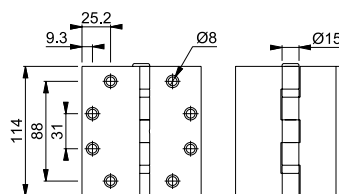


AR8185CR

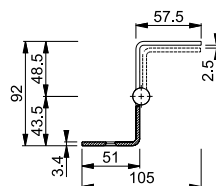
ARRONE ball bearing cranked hinge:

- Material: Stainless Steel
- Shape: Square
- Unit of measure (pack size): Sold as a pair
- Fixing: 8 x countersunk wood pozi and 8 x countersunk metal pozi screws, grade 201 stainless steel material

Product ref.	Article description	Dimensions	Finish	Article no.
AR8185CR-WMS-630-SSS	Two ball bearing cranked hinge for wooden and steel frames/doors	114 x 102 x 3.4	SSS	50008948



We do not recommend the use of power tools for screw installation





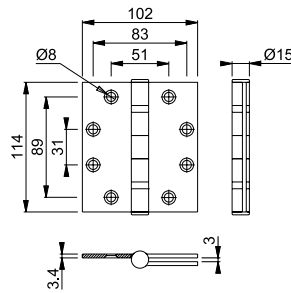
AR8185

ARRONE ball bearing hinge:

- Material: Stainless Steel
- Shape: Square
- Unit of measure (pack size): Sold as a pair
- Door weight: Suitable for doors weighing up to 120 kg
- Fixing: Supplied with 16 x 201 grade stainless steel wood and 16 x machine screws pozidrive
- Testing: ANSI/UL10C fire rated: Assessed for use on 90 minutes timber fire doors and 180 minutes steel fire doors.



Product ref.	Article description	Dimensions	Finish	Article no.
AR8185-WMS-630-SSS	Two ball bearing hinge for timber and steel frames/doors	102 x 102 x 3.4	SSS	50008791



We do not recommend the use of power tools for screw installation



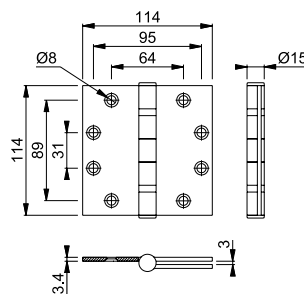
AR8189

ARRONE ball bearing hinge:

- Material: Stainless Steel
- Shape: Square
- Unit of measure (pack size): Sold as a pair
- Door weight: Suitable for doors weighing up to 120 kg
- Fixing: Supplied with 16 x 201 grade stainless steel wood and 16 x machine screws pozidrive
- Testing: ANSI/UL10C fire rated. Assessed for use on 90 minutes timber fire doors and 180 minutes steel fire doors.



Product ref.	Article description	Dimensions	Finish	Article no.
AR8189-WMS-630-SSS	Two ball bearing hinge for timber and steel frames/doors	114 x 114 x 3.4	SSS	50008815



We do not recommend the use of power tools for screw installation



AR8785

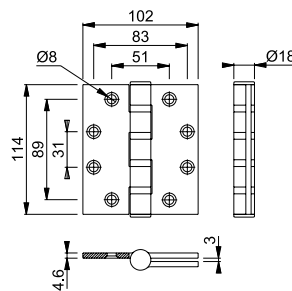
ARRONE ball bearing hinge:

- Material: Stainless Steel
- Shape: Square
- Unit of measure (pack size): Sold as a pair
- Door weight: Suitable for doors weighing up to 120 kg
- Fixing: Supplied with 16 x 201 grade stainless steel wood and 16 x machine screws pozidrive
- Testing: ANSI/UL10C fire rated. Assessed for use on 90 minutes timber fire doors and 180 minutes steel fire doors.



2

Product ref.	Article description	Dimensions	Finish	Article no.
AR8785-WMS-630-SSS	Four ball bearing hinge for timber and steel frames/doors	114 x 102 x 4.6	SSS	50008808



We do not recommend the use of power tools for screw installation



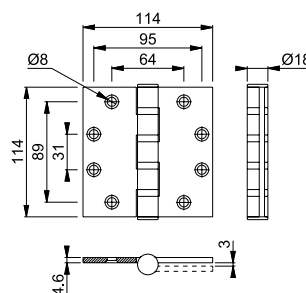
AR8789

ARRONE ball bearing hinge:

- Material: Stainless Steel
- Shape: Square
- Unit of measure (pack size): Sold as a pair
- Door weight: Suitable for doors weighing up to 120 kg
- Fixing: Supplied with 16 x 201 grade stainless steel wood and 16 x machine screws pozidrive
- Testing: ANSI/UL10C fire rated. Assessed for use on 90 minutes timber fire doors and 180 minutes steel fire doors.



Product ref.	Article description	Dimensions	Finish	Article no.
AR8789-WMS-630-SSS	Four ball bearing hinge for timber and steel frames/doors	114 x 114 x 4.6	SSS	50008821



We do not recommend the use of power tools for screw installation



3

Door Closing Device Selection Chart

	Max Size 3 (Light Duty)	Max Size 3 (Light Duty)	Max Size 4 (Medium Duty)	Max Size 4 (Medium Duty)	Max Size 4 (Medium Duty)	Max Size 4 (Medium Duty)
Product Reference	AR450	AR6309	AR1500	AR6800	AR8200	AR8500
Product Type	Overhead Door Closer	Overhead Door Closer	Overhead Door Closer	Overhead Door Closer	Overhead Door Closer	Overhead Door Closer
Power Size	3	3	2 to 4	2 to 4	2 to 4	2 to 4
Arm Type	Standard	Slide	Platform	Platform	Platform	Platform
Power Adjustment Method	Fixed	Fixed	Spring	Template	Template	Template
Min Door Width (Fig 1, Fig 6, Fig 61)		850mm	850mm	850mm (Fig 1, 61) 950mm (Fig 6)	850mm (Fig 1, 61) 950mm (Fig 6)	850mm (Fig 1, 61) 950mm (Fig 6)
Max Door Width (Fig 1, Fig 6, Fig 61)	950mm	950mm	1100mm	1100mm (Fig 1) 950mm (Fig 6 & 61)	1100mm (Fig 1 & 61) 950mm (Fig 6)	1100mm (Fig 1 & 61) 950mm (Fig 6)
Min Door Weight (Fig 1, Fig 6, Fig 61)		40kg	40kg	40kg (Fig 1, 61) 60kg (Fig 6)	40kg (Fig 1, 61) 60kg (Fig 6)	40kg (Fig 1, 61) 60kg (Fig 6)
Max Door Weight (Fig 1, Fig 6, Fig 61)	60kg	60kg	80kg	80kg (Fig 1) 60kg (Fig 6 & 61)	80kg (Fig 1 & 61) 60kg (Fig 6)	80kg (Fig 1 & 61) 60kg (Fig 6)
Mechanism Type	Rack & Pinion	Cam Action	Rack & Pinion	Rack & Pinion	Rack & Pinion	Rack & Pinion
Closing Speed	Yes	Yes	Yes	Yes	Yes	Yes
Backcheck	N/A	N/A	Yes* (Fig 1 & 61 Only)	N/A	Optional	Optional
Latch Action	Yes (Fig 1 Only)	Yes	Yes (Fig 1 & 61 Only)	Yes (Fig 1 & 61 Only)	Yes (Fig 1 & 61 Only)	Yes (Fig 1 & 61 Only)
Tested to BS EN 1154 / BS EN 1155	Yes	Yes	Yes	Yes	Yes	Yes
BS EN 1154 / BS EN 1155 Classification	4 8 3 1* 1 3 (Fig 1 & 61)	4 8 3 1* 1 3	3 8 4/2 1* 1 4 (Fig 1 & 61)	3 8 4/2 1* 1 3 (Fig 1 & 61)	3 8 4/2 1* 1 3 (Fig 1 & 61)	3 8 4/2 1* 1 3 (Fig 1 & 61)
	3 8 3 1* 1 3 (Fig 6)			3 8 3 1* 1 3 (Fig 6)	3 8 3 1* 1 3 (Fig 6)	3 8 3 1* 1 3 (Fig 6)
Maximum Opening Angle	180° (Fig 1) 105° (Fig 6 & 61)	180° push side 105°	105°	105°	105°	105°
Universal Application Fig 1, Fig 6, Fig 61	Yes	Yes	Yes	Yes	Yes	Yes
Slide Arm	N/A	Yes	N/A	N/A	N/A	N/A
Stand Open Arm (Hold Open)	N/A	Optional	Optional	N/A	Yes	Yes
Drop Plate	N/A	N/A	Optional	N/A	N/A	N/A
Timber Door Fire Rating to BS EN 1634-1	Yes - 30, 60 & 120 Mins	Yes - 30, 60 & 120 Mins	Yes - 30, 60 & 120 Mins	Yes - 30, 60 & 120 Mins	Yes - 30, 60 & 120 Mins	Yes - 30, 60 & 120 Mins
Metal Door Fire Rating to BS EN 1634-1	N/A	N/A	N/A	N/A	Yes - 240 Mins.	Yes - 240 Mins.
CE Marked	Yes - Certificate AD0178	Yes- Certificate AD5276	Yes - Certificate AD0124	Yes - Certificate AD0095	Yes - Certificate AD0118	Yes - Certificate AD0118
CERTIFIRE	Yes - CF5629	Yes - CF5430	Yes - CF294	Yes - CF603	Yes - CF295	Yes - CF295
CPR Declaration of Performance	HUK0018	HUK0064	HUK0001	HUK0025	HUK0020	HUK0020
Mechanical Guarantee	Yes - 10 Years	Yes - 10 Years	Yes - 10 Years	Yes - 10 Years	Yes - 10 Years	Yes - 10 Years
Electrical Guarantee	N/A	N/A	N/A	N/A	N/A	N/A
Square Cover	N/A	N/A	N/A	N/A	N/A	N/A
Slimline Cover	N/A	N/A	N/A	N/A	N/A	N/A
Designer Cover	N/A	N/A	N/A	N/A	N/A	N/A
Matching Arms	Yes	Yes	Yes	Yes	Yes	Yes
Finishes	SE, GE, WH	SE	SE, SNP, PC	SE	SE, GE, SSS	SE, PB, ABR, SSS
Page	52	60	53	54	55	55

Max Size 4 (Medium Duty)	Max Size 4 (Medium Duty)	Max Size 4 (Medium Duty)	Max Size 4 (Medium Duty)	Max Size 5 (Heavy Duty)	Max Size 5 (Heavy Duty)	Max Size 5 (Heavy Duty)	Max Size 5 (Heavy Duty)	Max Size 6 (Extreme Duty)
AR6409	AR1998	AR8209	AR7383	AR5200	AR5500	AR6509	AR8300	AR9200
Overhead Door Closer	Overhead Door Closer	Overhead Door Closer	Concealed Door Closer	Overhead Door Closer	Overhead Door Closer	Overhead Door Closer	Overhead Door Closer	Overhead Door Closer
2 to 4	4	2 to 4	2 to 4	2 to 5	2 to 5	2 to 5	2 to 5	2 to 6
Slide	Flatform	Slide	Slide	Flatform	Flatform	Slide	Flatform	Flatform
Spring	Fixed	Spring	Spring	Size 2 Template Size 3-5 Spring	Size 2 Template Size 3-5 Spring	Spring	Spring	Spring
850mm		850mm	850mm	850mm	850mm	850mm	850mm	850mm
1100mm	1100mm (Fig 1) 950mm (Fig 6)	1100mm	1100mm	1250mm (Fig 1) 1100mm (Fig 6 & Fig 61)	1250mm (Fig 1) 1100mm (Fig 6 & Fig 61)	1250mm	1250mm (Fig 1) 1100mm (Fig 61) 950mm (Fig 6)	1400mm (Fig 1 & Fig 61) 1250mm (Fig 6)
40kg	60kg (Fig 1, Fig 6)	40kg	40kg	40kg	40kg	40kg	40kg	40kg
80kg	80kg (Fig 1) 60kg (Fig 6)	80kg	80kg	100kg (Fig 1) 80kg (Fig 6 & Fig 61)	100kg (Fig 1) 80kg (Fig 6 & Fig 61)	100kg	100kg (Fig 1) 80kg (Fig 61) 60kg (Fig 6)	120kg (Fig 1, Fig 61) 100kg (Fig 6)
Cam Action	Cam Action Electro Mag	Rack & Pinion	Cam action	Rack & Pinion	Rack & Pinion	Cam Action	High Performance Rack & Pinion	Rack & Pinion
Yes	Yes	Yes	Yes	Yes	Yes	Yes	Yes	Yes
Yes	No	Yes (Opening angle restricted to 105° when used in transom push configuration)	Yes - (Cushion stop), Optional	Yes	Yes	Yes	Yes (Fig 1 & 6 Only) and in power size 2, 3 and 4 only	Yes
Yes	Yes	Yes (Regular position only)	Yes	Yes (Fig 1 & 61 Only)	Yes (Fig 1 & 61 Only)	Yes	Yes	Yes (Fig 1 & 61 Only)
Yes	Yes	Yes	Yes	Yes	Yes	Yes	Yes	Yes
4 8 4/3 1* 1 3	Door mount pull side: 3 8 4 1* 1 1 3 Door mount push side: 3 8 3 1* 1 1 3	4 8 4/2 1* 1 3 (Regular pull side & transom pull side only)	3 8 4/2 1* 1 3	4 8 5/2 1* 1 4 (Fig 1)	4 8 5/2 1* 1 4 (Fig 1)	4 8 5/2 1* 1 3	3 8 5/3 1* 1 3 (Fig 1)	4 8 6/2 1* 1 3 (Fig 1 & 61)
		3 8 4/2 1* 1 3 (Transom push side only)	3 8 4/2 1* 1 3	3 8 4/3 1* 1 4 (Fig 6)	3 8 4/3 1* 1 4 (Fig 6)		3 8 3 1* 1 3 (Fig 6)	4 8 5/3 1* 1 3 (Fig 6)
				4 8 4/2 1* 1 4 (Fig 61)	4 8 4/2 1* 1 4 (Fig 61)		3 8 4 1* 1 3 (Fig 61)	
180° push side 105°	Power Size 3: 180° (Fig 1), 105° (Fig 6) Power Size 4: 105° (Fig 1, Fig 6)	180° (Regular pull side & transom pull side only) 105° (Transom push side only)	105°	180° (Fig 1 & 61) 105° (Fig 6)	180° (Fig 1 & 61) 105° (Fig 6)	180° push side 105°	105°	180°
Yes	N/A	N/A	N/A	Yes	Yes	Yes	Yes	N/A
Yes	Optional*	Yes	Yes	N/A	N/A	Yes	N/A	N/A
Optional	Yes (Electo Mag)	Optional (Track mounted)	Optional (Track mounted)	Optional	Optional	Optional	Optional	N/A
N/A	N/A	N/A	N/A	Yes	Yes	N/A	Optional*	N/A
Yes - 30, 60, 90 & 120 Mins	Yes - 30, 60, 90 & 120 Mins	Yes - 30, 60 & 120 Mins	Yes - 30, 60 & 120 Mins	Yes - 30, 60 & 120 Mins	Yes - 30, 60 & 120 Mins	Yes - 30, 60 & 120 Mins	Yes - 30, 60, 90 & 120 Mins	Yes - 30, 60 & 120 Mins
N/A	N/A	N/A	Yes - 240 Mins	N/A	Yes - 240 Mins	N/A	Yes - 240 Mins	240 Mins
Yes- Certificate AD5284	Yes - Certificate AE0017	Yes - Certificate AD0275	Yes - Certificate AD5071	Yes - Certificate AD0239	Yes - Certificate AD0239	Yes- Certificate AD5285	Yes - Certificate AD0136	Yes - Certificate AD0162
Yes - CF5430	Yes - CF494	Yes - CF770	Yes - CF5181	Yes - CF295	Yes - CF295	Yes - CF5430	Yes - CF494	Yes - CF295
HUK0065	HUK0006	HUK0027	HUK0026	HUK0005	HUK0005	HUK0066	HUK0028	HUK0029
Yes - 10 Years	Yes - 2 Years	Yes - 10 Years	Yes - 10 Years	Yes - 10 Years	Yes - 10 Years	Yes - 10 Years	Yes - 10 Years	Yes - 10 Years
N/A	Yes - 2 Years	N/A	N/A	N/A	N/A	N/A	N/A	N/A
Yes	N/A	N/A	N/A	N/A	N/A	Yes	N/A	N/A
Yes	Yes (Flowline)	N/A	N/A	N/A	Yes	Yes	Yes (Flowline)	N/A
Yes	N/A	N/A	N/A	N/A	No	N/A	No	N/A
Yes	Yes	Yes	Yes	Yes	Yes	Yes	Yes	Yes
SE, SSS-SNP	SSS	SE, SSS-SNP	SE, SNP, PC, PB	SE	SE, PC, SSS	SE, SSS-SNP	SE, PB, PC, SNP, SSS	SE
62	74	59	72	56	56	66	57	58



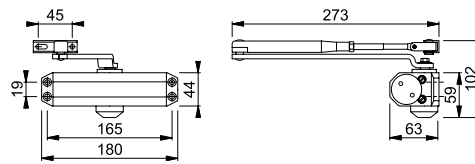
AR450

ARRONE door closing device:

- Fixed power size 3
- Adjustable functions: Closing speed, latching
- Cover: no cover
- Maximum door width: 950 mm
- Maximum door weight: 60 kg
- Arm application: Fig 1, Fig 6 (bracket available separately) and Fig 61 fixing positions
- Successfully type tested for conformity to all the requirements of **BS EN 1154:1997**
- Included in a successful fire test to **BS EN 1634** Part 1. Assessed for use on 30, 60 and 120 minutes timber fire doors.
 - Door mount pull (Fig 1), transom mount push (Fig 6):
4 | 8 | 3 | 1* | 1 | 3
 - Door mount push (Fig 6): 3 | 8 | 3 | 1* | 1 | 3
- Certifire Approved: CF5629; DoP: HUK0018
- CE Marked: AD0178



Product ref.	Article description	Finish	Article no.
AR450-SE	Door closer and matching arm	SE	87109670
AR450-GE	Door closer and matching arm	GE	87109671
AR450-WH	Door closer and matching arm	WH	89001359





AR1500

ARRONE overhead door closing device:

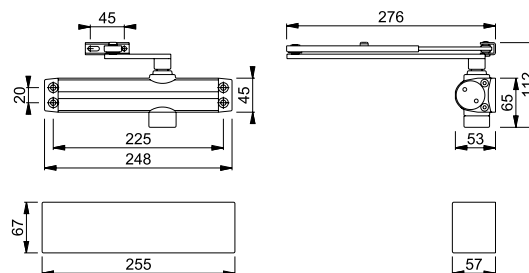
- Power size: 2 to 4 adjustable by spring tension
- Adjustable functions: Closing speed, backcheck, latching
- Cover: Radiused cover
- Maximum door width: 1,100 mm
- Maximum door weight: 80 kg
- Arm application: Fig 1, Fig 6 and Fig 61 fixing positions
- Successfully type tested for conformity to all the requirements of **BS EN 1154:1997**
 - Door mount pull (Fig 1), door mount push (Fig 6), transom mount pull (Fig 61): 3 | 8 | 4/2 | 1* | 1 | 4
- Included in a successful fire test to **BS EN 1634** Part 1. Assessed for use on 30, 60 and 120 minutes timber fire doors.
- Certifire Approved: CF294; DoP: HUK0001
- CE Marked: AD0124
- The AR1500 can satisfy the opening force recommendations of **BS 8300** and ADM when fitted in Fig 1 to a door with minimum width of 938 mm according to third party data. However other installed hardware, door seals and differential air pressure will affect the products as fitted performance meaning that the door closer alone cannot allow compliance to **BS 8300** and ADM.



3



Product ref.	Article description	Finish	Article no.
AR1500P-SE/SE	Door closer and matching arm	SE	87115622
AR1500-SNP/SNP	Door closer and matching arm	SNP	11566668
AR1500-PC/PC	Door closer and matching arm	PC	11566735





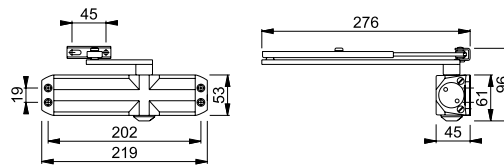
AR6800

ARRONE door closing device:

- Power size: 2 to 4 adjustable by template
- Adjustable functions: Closing speed, latching
- Cover: no cover
- Maximum door width: 1,100 mm (Fig 1), 950 mm (Fig 6 and Fig 61)
- Maximum door weight: 80 kg (Fig 1), 60 kg (Fig 6 and Fig 61)
- Arm application: Fig 1, Fig 6 and Fig 61 fixing positions
- Successfully type tested for conformity to all the requirements of **BS EN 1154:1997**
- Included in a successful fire test to **BS EN 1634** Part 1. Assessed for use on 30, 60 and 120 minutes timber fire doors.
 - Door mount pull (Fig 1), transom mount push (Fig 61):
3 | 8 | 4/2 | 1* | 1 | 3
 - Door mount push (Fig 6): 3 | 8 | 3 | 1* | 1 | 3
- Certifire Approved: CF603; DoP: HUK0025
- CE Marked: AD0095



Product ref.	Article description	Finish	Article no.
AR6800-SE	Door closer and matching arm	SE	87105960





AR8200 & AR8500

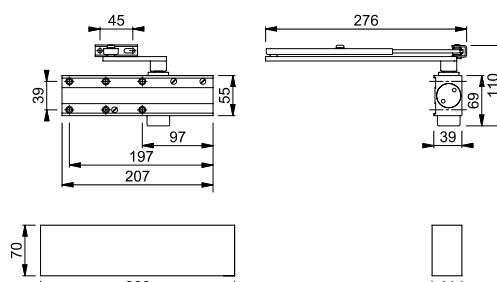
ARRONE overhead door closing device:

- Power size: 2 to 4 adjustable by template
- Adjustable functions: Closing speed, latching
- Cover: Slide cover
- Maximum door width: 1,100 mm (Fig 1 and Fig 61), 950 mm (Fig 6)
- Maximum door weight: 80 kg (Fig 1 and Fig 61), 60 kg (Fig 6)
- Arm application: Fig 1, Fig 6 and Fig 61 fixing positions
- Successfully type tested for conformity to all the requirements of **BS EN 1154:1997**
 - Door mount pull (Fig 1), transom mount push (Fig 61):
3 | 8 | 4/2 | 1* | 1 | 3
 - Door mount push (Fig 6): 3 | 8 | 3 | 1* | 1 | 3
- Included in a successful fire test to BS EN 1634 Part 1. Assessed for use on 30, 60 and 120 minute timber fire doors and 240 minute insulated steel fire doors.
- Certifire Approved: CF295; DoP: HUK0020
- CE Marked: AD0118



3

Product ref.	Article description	Finish	Article no.
AR5500-C-L-SSS	Slimline cover only	SSS	87113445
AR5500-C-L-PB	Slimline cover only	PB	87113417
AR5500-C-L-ABR	Slimline cover only	ABR	50012034
AR6900-ARM-SSS	Standard arm only	SSS	87106804
AR6900-ARM-PB	Standard arm only	PB	87106803
AR6900-ARM-ABR	Standard arm only	ABR	50012046
AR8200-DR-SE	Door closer and matching arm	SE	50009035
AR8200-GE	Door closer and matching arm	GE	87106852
AR8200-HOA-SE	Door closer and matching arm	SE	87114397
AR8200-ARM-HOA-SE	Hold open arm only	SE	87103066
AR8500-L-SSS/SSS-A2	Door closer and matching arm	SSS	89002667
AR8500-L-SSS/SSS-A4	Door closer and matching arm	SSS	89001736
AR8500-L-PB/PB	Door closer and matching arm	PB	87114229
AR8500-L-ABR/ABR-O	Door closer and matching arm	ABR	11653371





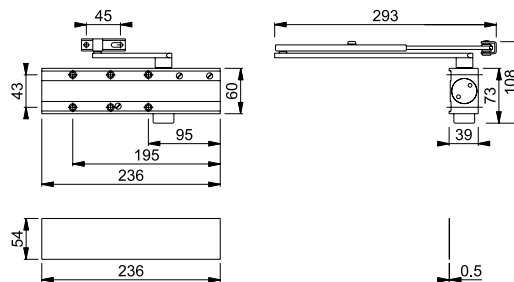
AR5200 & AR5500

ARRONE overhead door closing device:

- Power size: 3 to 5 adjustable by spring tension (Size 2 by template)
- Adjustable functions: Closing speed, backcheck, latching
- Cover: Slide cover
- Maximum door width: 1,250 mm (Fig 1), 1,100 mm (Fig 6 and Fig 61)
- Maximum door weight: 100 kg (Fig 1), 80 kg (Fig 6 and Fig 61)
- Arm application: Fig 1, Fig 6 and Fig 61 fixing positions
- Successfully type tested for conformity to all the requirements of **BS EN 1154:1997**
 - Door mount pull (Fig 1): 4 | 8 | 5/2 | 1* | 1 | 4
 - Door mount push (Fig 6): 3 | 8 | 4/3 | 1* | 1 | 4
 - Transom mount push (Fig 61): 4 | 8 | 4/2 | 1* | 1 | 4
- Included in a successful fire test to BS EN 1634 Part 1. Assessed for use on 30, 60 and 120 minute timber fire doors and 240 minute insulated steel fire doors.
- Certifire Approved: CF295; DoP: HUK0005
- CE Marked: AD0239



Product ref.	Article description	Finish	Article no.
AR5200-SE	Door closer and matching arm	SE	87112570
AR5200-DR-SE	Door closer and matching arm	SE	50009746
AR5500-L-SE/SE	Door closer and matching arm (slimline cover)	SE	87113186
AR5500-L-PC/PC	Door closer and matching arm (slimline cover)	PC	89002373
AR5500-L-SSS/SSS-A2	Door closer and matching arm (slimline cover)	SSS	89002394
AR5500-HOA-SE	Hold open arm only	SE	89001373
AR5500-C-L-SSS	Slimline cover only	SSS	87113445
AR5500-C-L-PB	Slimline cover only	PB	87113417
AR5500-C-L-ABR	Slimline cover only	ABR	50012034
AR6900-ARM-SSS	Standard arm only	SSS	87106804
AR6900-ARM-PB	Standard arm only	PB	87106803
AR6900-ARM-ABR	Standard arm only	ABR	50012046





AR8300

ARRONE door closing device:

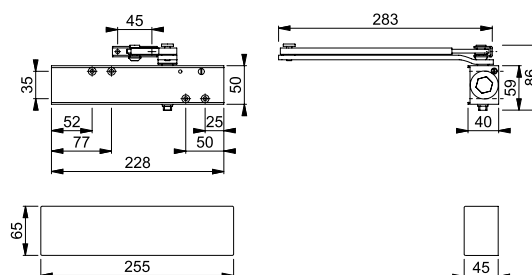
- Power size: 2 to 5 adjustable by spring tension
- Adjustable functions: Closing speed, latching
- Cover: Slimline cover
- Maximum door width: 1250 mm
- Maximum door weight: 100 kg
- Arm application: Fig 1, Fig 6 & Fig 61 fixing positions
- Successfully type tested for conformity to all the requirements of **BS EN 1154:1997**
 - Door mount pull side (fig 1): 3 | 8 | 5/3 | 1* | 1 | 3
 - Door mount push side (fig 6): 3 | 8 | 3 | 1* | 1 | 3
 - Transom mount push side (fig 61): 3 | 8 | 4/1 | 1* | 1 | 3
- Included in a successful fire test to **BS EN 1634** Part 1. Assessed for use on 30, 60, 90 and 120 timber and 240 minute insulated steel fire doors
- Certifire approved: CF494; DoP: HUK0028
- CE marked: AD0136
- Conformity statement: The AR 8300 can satisfy the opening force recommendations of **BS 8300** and ADM when fitted in Fig 1 to a door with minimum width of 815 mm according to third party data. However other installed hardware, door seals and differential air pressure will affect the products as fitted performance meaning that the door closer alone cannot allow compliance to **BS 8300** and ADM.



3



Product ref.	Article description	Finish	Article no.
AR8300-TSD-L-SE/SE	Door closer and matching arm	SE	89000814
AR8300-TSD-L-PB/PB	Door closer and matching arm	PB	89000828
AR8300-TSD-L-PC/PC	Door closer and matching arm	PC	89000800
AR8300-TSD-L-SNP/SNP	Door closer and matching arm	SNP	89000786
AR8300-TSD-L-SSS/SSS-A2	Door closer and matching arm	SSS	89002744
AR8300-TSD-L-SSS/SSS-A4	Door closer and matching arm	SSS	50001164



Fixing suitable for both wood and steel door assemblies



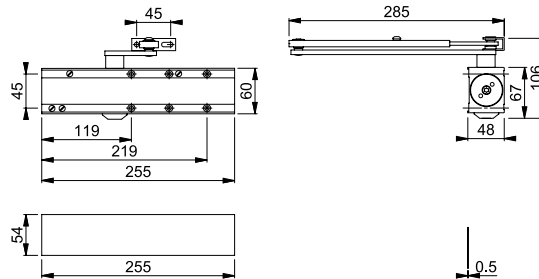
AR9200 & AR9500

ARRONE overhead door closing device:

- Power size: 2 to 6 adjustable by spring tension
- Function: Closing speed, latching speed, back check
- Cover: Slide cover
- Maximum door width: 1400 mm in Fig 1
- Maximum door weight: 120 kg in Fig 1
- Arm application: Fig 1, Fig 6 & Fig 61 fixing positions
- Testing: **BS EN 1154:1997**; **BS EN 1634** Part 1. Assessed for use on 30, 60 and 120 Timber fire doors
 - Door mount pull (Fig 1), Frame mount push (Fig 61): 4 | 8 | 6/2 | 1* | 1 | 3
 - Door mount push (Fig 6): 4 | 8 | 3/5 | 1* | 1 | 3
- Certifire approved: CF295, DoP: HUK0029
- CE marked: AD0162



Product ref.	Article description	Finish	Article no.
AR9200-DR-SE	Door closer and matching arm	SE	50014067
AR3500-ARM-SSS	Standard arm only	SSS	87100999
AR3500-ARM-PB	Standard arm only	PB	87100994
AR3500-ARM-ABR	Standard arm only	ABR	50014025
AR9500-L-SSS/SSS-A2	Door closer and matching arm	SSS	50013609
AR9500-L-PB/PB	Door closer and matching arm	PB	50013051
AR9500-L-ABR/ABR	Door closer and matching arm	ABR	50013045
AR9500-C-L-SSS	Slimline cover only	SSS	50014006
AR9500-C-L-PB	Slimline cover only	PB	50013993
AR9500-C-L-ABR	Slimline cover only	ABR	50014018





AR8209

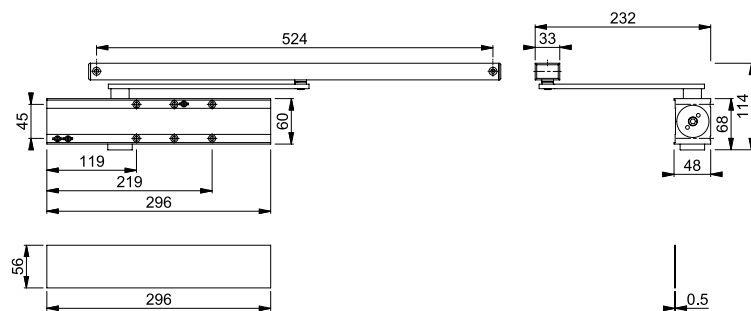
ARRONE overhead door closing device:

- Power size: 2 to 4 adjustable by spring tension
- Adjustable functions: Closing speed, latching, cushion stop
- Cover: Slide cover
- Maximum door width: 1100 mm
- Maximum door weight: 80 kg
- Arm application: door mount pull, transom mount pull and push
- Successfully type tested for conformity to all the requirements of **BS EN 1154:1997**
 - Door mount pull, transom mount pull: 4 | 8 | 4/2 | 1* | 1 | 3
 - Transom mount push: 3 | 8 | 4/2 | 1* | 1 | 3
- Included in a successful fire test to **BS EN 1634** Part 1. Assessed for use on 30, 60 and 120 minutes timber fire doors.
- Certifire Approved: CF770; DoP: HUK0027
- CE Marked: AD0275



3

Product ref.	Article description	Finish	Article no.
AR8209-SE	Slide arm door closer	SE	87116128
AR8209-SSS/SNP	Slide arm door closer	SSS/SNP	87116135
AR8209-HOA	Hold open arm kit / insert	SE	50001425





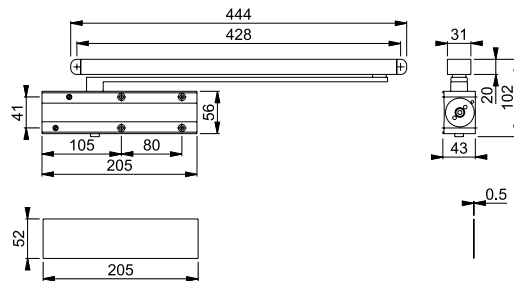
AR6309B

ARRONE overhead door closing device:

- Fixed power size 3
- Adjustable functions: Closing speed, latching
- Cover: no cover
- Maximum door width: 950 mm
- Maximum door weight: 60 kg
- Arm application: door mount pull, transom mount push
- Successfully type tested for conformity to all the requirements of **BS EN 1154:1997** - 4 | 8 | 3 | 1 | 1 | 3
- Included in a successful fire test to **BS EN 1634** Part 1. Assessed for use on 30, 60, 90 and 120 minutes timber fire doors.
- Certifire Approved: CF5430; DoP: HUK0064
- CE Marked: AD5276



Product ref.	Article description	Finish	Article no.
AR6309B-SE	Cam action slide arm door closer	SE	50008341





AR6309G

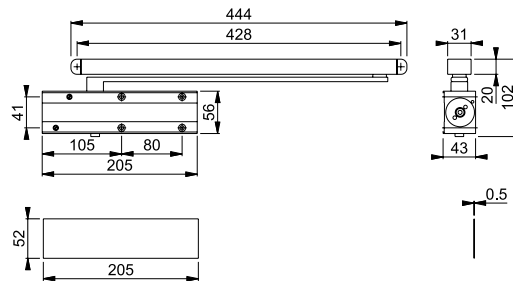
ARRONE overhead door closing device:

- Fixed power size 3
- Adjustable functions: Closing speed, latching
- Cover: no cover
- Maximum door width: 950 mm
- Maximum door weight: 60 kg
- Arm application: door mount push, transom mount pull
- Successfully type tested for conformity to all the requirements of **BS EN 1154:1997** - 4 | 8 | 3 | 1 | 1 | 3
- Included in a successful fire test to **BS EN 1634** Part 1. Assessed for use on 30, 60, 90 and 120 minutes timber fire doors.
- Certifire Approved: CF5430; DoP: HUK0064
- CE Marked: AD5276



3

Product ref.	Article description	Finish	Article no.
AR6309G-SE	Cam action slide arm door closer	SE	50008353





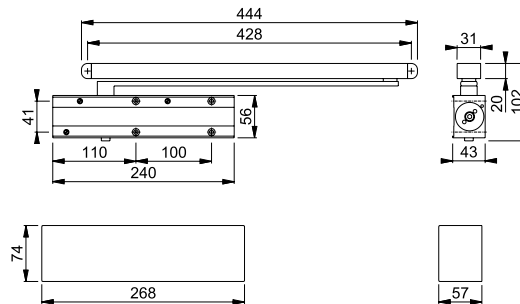
AR6409B (Box Cover)

ARRONE overhead door closing device:

- Power size: 2 to 4 adjustable by spring tension
- Adjustable functions: Closing speed, backcheck, latching
- Cover: Box cover
- Maximum door width: 1,100 mm
- Maximum door weight: 80 kg
- Arm application: door mount pull, transom mount push
- Successfully type tested for conformity to all the requirements of **BS EN 1154:1997** - 4 | 8 | 4/3 | 1 | 1 | 3
- Included in a successful fire test to **BS EN 1634** Part 1. Assessed for use on 30, 60, 90 and 120 minutes timber fire doors.
- Certifire Approved: CF5430; DoP: HUK0065
- CE Marked: AD5284



Product ref.	Article description	Finish	Article no.
AR6409B-BX-SE	Cam action slide arm door closer	SE	50008365
AR6409B-BX-SNP	Cam action slide arm door closer	SSS	50008389





AR6409G (Box Cover)

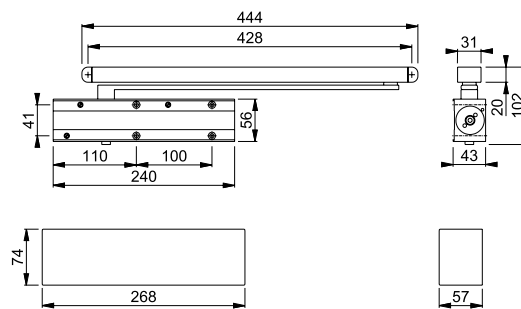
ARRONE overhead door closing device:

- Power size: 2 to 4 adjustable by spring tension
- Adjustable functions: Closing speed, backcheck, latching
- Cover: Box cover
- Maximum door width: 1,100 mm
- Maximum door weight: 80 kg
- Arm application: door mount push, transom mount pull
- Successfully type tested for conformity to all the requirements of **BS EN 1154:1997** - 4 | 8 | 4/3 | 1 | 1 | 3
- Included in a successful fire test to **BS EN 1634** Part 1. Assessed for use on 30, 60, 90 and 120 minutes timber fire doors.
- Certifire Approved: CF5430; DoP: HUK0065
- CE Marked: AD5284



3

Product ref.	Article description	Finish	Article no.
AR6409G-BX-SE	Cam action slide arm door closer	SE	50008377
AR6409G-BX-SNP	Cam action slide arm door closer	SNP	50008390





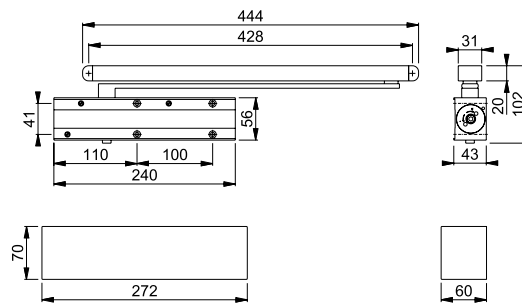
AR6409B (Slimline Cover)

ARRONE overhead door closing device:

- Power size: 2 to 4 adjustable by spring tension
- Adjustable functions: Closing speed, backcheck, latching
- Cover: Slimline cover
- Maximum door width: 1,100 mm
- Maximum door weight: 80 kg
- Arm application: door mount pull, transom mount push
- Successfully type tested for conformity to all the requirements of **BS EN 1154:1997** - 4 | 8 | 4/3 | 1 | 1 | 3
- Included in a successful fire test to **BS EN 1634** Part 1. Assessed for use on 30, 60, 90 and 120 minutes timber fire doors.
- Certifire Approved: CF5430; DoP: HUK0065
- CE Marked: AD5284



Product ref.	Article description	Finish	Article no.
AR6409B-L-SE	Cam action slide arm door closer	SE	50008407
AR6409B-L-SNP	Cam action slide arm door closer	SSS	50008420





AR6409G (Slimline Cover)

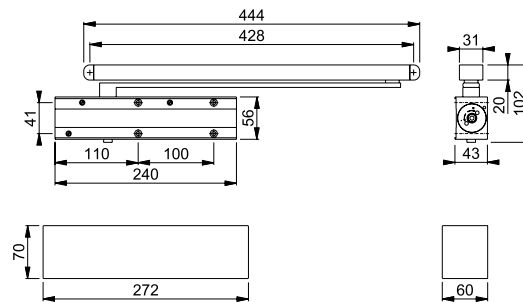
ARRONE overhead door closing device:

- Power size: 2 to 4 adjustable by spring tension
- Adjustable functions: Closing speed, backcheck, latching
- Cover: Slimline cover
- Maximum door width: 1,100 mm
- Maximum door weight: 80 kg
- Arm application: door mount push, transom mount pull
- Successfully type tested for conformity to all the requirements of **BS EN 1154:1997** - 4 | 8 | 4/3 | 1 | 1 | 3
- Included in a successful fire test to **BS EN 1634** Part 1. Assessed for use on 30, 60, 90 and 120 minutes timber fire doors.
- Certifire Approved: CF5430; DoP: HUK0065
- CE Marked: AD5284



3

Product ref.	Article description	Finish	Article no.
AR6409G-L-SE	Cam action slide arm door closer	SE	50008419
AR6409G-L-SNP	Cam action slide arm door closer	SNP	50008432





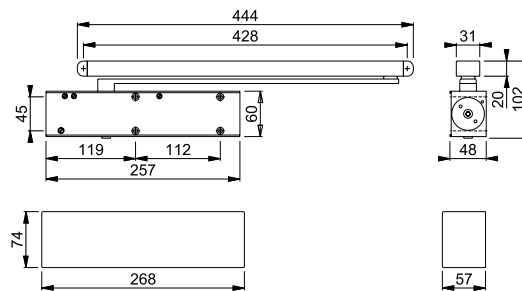
AR6509B (Box Cover)

ARRONE overhead door closing device:

- Power size: 2 to 5 adjustable by spring tension
- Adjustable functions: Closing speed, delayed action, backcheck, latching
- Cover: Box cover
- Maximum door width: 1,250 mm
- Maximum door weight: 100 kg
- Arm application: door mount pull, transom mount push
- Successfully type tested for conformity to all the requirements of **BS EN 1154:1997** - 4 | 8 | 5/3 | 1 | 1 | 3
- Included in a successful fire test to **BS EN 1634** Part 1. Assessed for use on 30, 60, 90 and 120 minutes timber fire doors.
- Certifire Approved: CF5430; DoP: HUK0066
- CE Marked: AD5285



Product ref.	Article description	Finish	Article no.
AR6509B-BX-SE	Cam action slide arm door closer	SE	50008444
AR6509B-BX-SNP	Cam action slide arm door closer	SSS	50008523





AR6509G (Box Cover)

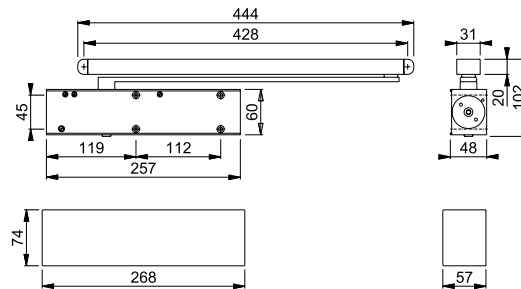
ARRONE overhead door closing device:

- Power size: 2 to 5 adjustable by spring tension
- Adjustable functions: Closing speed, delayed action, backcheck, latching
- Cover: Box cover
- Maximum door width: 1,250 mm
- Maximum door weight: 100 kg
- Arm application: door mount push, transom mount pull
- Successfully type tested for conformity to all the requirements of **BS EN 1154:1997** - 4 | 8 | 5/3 | 1 | 1 | 3
- Included in a successful fire test to **BS EN 1634** Part 1. Assessed for use on 30, 60, 90 and 120 minutes timber fire doors.
- Certifire Approved: CF5430; DoP: HUK0066
- CE Marked: AD5285



3

Product ref.	Article description	Finish	Article no.
AR6509G-BX-SE	Cam action slide arm door closer	SE	50008456
AR6509G-BX-SNP	Cam action slide arm door closer	SSS	50008535





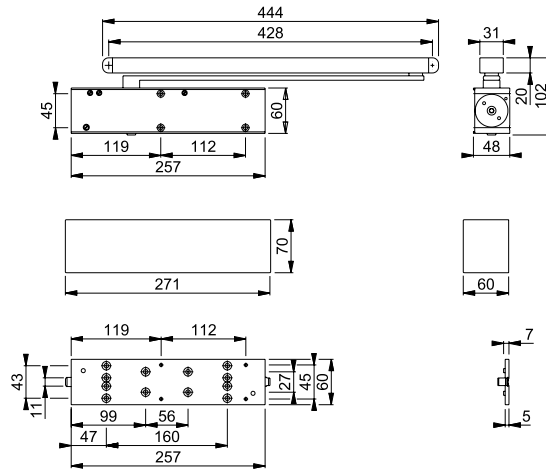
AR6509B (Slimline Cover)

ARRONE overhead door closing device:

- Power size: 2 to 5 adjustable by spring tension
- Adjustable functions: Closing speed, delayed action, backcheck, latching
- Cover: Slimline cover
- Maximum door width: 1,250 mm
- Maximum door weight: 100 kg
- Arm application: door mount pull, transom mount push
- Successfully type tested for conformity to all the requirements of **BS EN 1154:1997** - 4 | 8 | 5/3 | 1 | 1 | 3
- Included in a successful fire test to **BS EN 1634** Part 1. Assessed for use on 30, 60, 90 and 120 minutes timber fire doors.
- Certifire Approved: CF5430; DoP: HUK0066
- CE Marked: AD5284



Product ref.	Article description	Finish	Article no.
AR6509B-L-SE	Cam action slide arm door closer	SE	50008468
AR6509B-L-SNP	Cam action slide arm door closer	SSS	50008547





AR6509G (Slimline Cover)

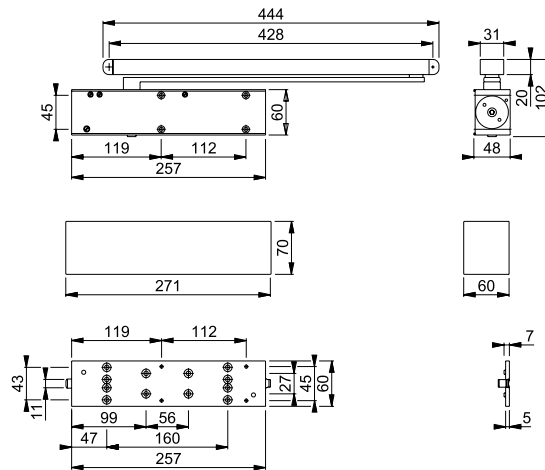
ARRONE overhead door closing device:

- Power size: 2 to 5 adjustable by spring tension
- Adjustable functions: Closing speed, delayed action, backcheck, latching
- Cover: Slimline cover
- Maximum door width: 1,250 mm
- Maximum door weight: 100 kg
- Arm application: door mount push, transom mount pull
- Successfully type tested for conformity to all the requirements of **BS EN 1154:1997** - 4 | 8 | 5/3 | 1 | 1 | 3
- Included in a successful fire test to **BS EN 1634** Part 1. Assessed for use on 30, 60, 90 and 120 minutes timber fire doors.
- Certifire Approved: CF5430; DoP: HUK0066
- CE Marked: AD5285



3

Product ref.	Article description	Finish	Article no.
AR6509G-L-SE	Cam action slide arm door closer	SE	50008475
AR6509G-L-SNP	Cam action slide arm door closer	SSS	50008559



Accessories for AR6309/ AR6409/ AR6509

Product ref.	Article description	Finish	Article no.
AR6309/6409/6509-ARM-SE	Door closing device slide track	SE	50008717
AR6309/6409/6509-ARM-SNP	Door closing device drop plate	SNP	50008729
AR6409/6509/1500-C-BX-SE	Door closing device mechanism cover	SE	50008602
AR6409/6509/1500-C-BX-SNP	Door closing device cushion stop arm	SNP	50008614
AR6309/6409/6509-CAP-SE	Door closing device slide track caps	SE	50008675
AR6309/6409/6509-CAP-SNP	Door closing device slide track caps	SNP	50008687
AR6309/6409/6509-HOA-KIT	Door closing device hold open		50008754
AR6409/6509-STAY	Door closing device limiting stay		50008730
AR6309/6409/6509-GUIDE	Door closing device slide track guide		50008742
AR6309/6409/6509-TRACK-SE	Door closing device slide track	SE	50008699
AR6309/6409/6509-TRACK-SNP	Door closing device slide track	SNP	50008705
AR6309/6409/6509-FP	Timber, steel door screws		50008663



AR6383

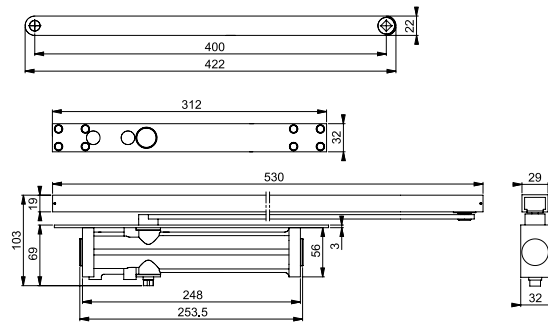
ARRONE concealed door closing device:

- Power size: Fixed Power size 3
- Adjustable functions: Closing speed, latching, hold open (not suitable for use on fire doors)
- Maximum door width: 950 mm
- Maximum door weight: 60 kg
- Arm application: Regular pull side
- Tested to the requirements of ANSI/UL 10C and UL228 fire rated up to 180 minutes



3

Product ref.	Article description	Finish	Article no.
AR6383-HO-SE-O	Concealed size 3 Overhead Door Closer with Hold Open (not for use on fire rated doors)	SE	50012290
AR6383-SE-O	Concealed size 3 Overhead Door Closer	SE	50012289





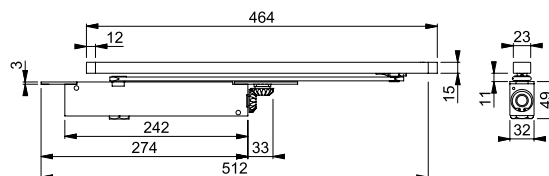
AR7383

ARRONE overhead concealed door closing device:

- Power size: 2 to 4 adjustable by spring tension
- Adjustable functions: Closing speed, latching, cushion stop
- Cover: no cover
- Maximum door width: 1,100 mm
- Maximum door weight: 80 kg
- Arm application: door mount concealed, transom mount concealed
- Successfully type tested for conformity to all the requirements of **BS EN 1154:1997** - 3 | 8 | 4/2 | 1* | 1 | 3
- Included in a successful fire test to **BS EN 1634** Part 1. Assessed for use on 30, 60 and 120 minutes timber fire doors and 240 minutes on steel fire doors.
- Certifire Approved: CF5181; DoP: HUK0026
- CE Marked: AD5071
- The AR7383 can satisfy the opening force recommendations of **BS 8300** and ADM when fitted to a door with minimum width of 777 mm (standard mount) and 796 mm (transom mount) according to third party data. However other installed hardware, door seals and differential air pressure will affect the products as fitted performance meaning that the door closer alone cannot allow compliance to **BS 8300** and ADM.



Product ref.	Article description	Finish	Article no.
AR7383-SE	Concealed door closer (no intumescent)	SE	87141202
AR7383-SNP	Concealed door closer (no intumescent)	SNP	87141216
AR7383-PC	Concealed door closer (no intumescent)	PC	87141223
AR7383-PB-O	Concealed door closer (no intumescent)	PB	50013038
AR7383-HOA-KIT	Hold open arm kit / insert		87141139





AR/INT-7383

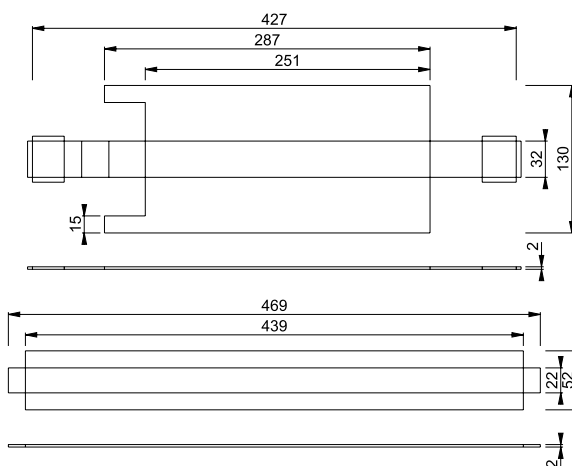
ARRONE intumescent pack:

- Intumescent pack to suit ARRONE AR7383 concealed overhead door closer
- 2 mm thickness
- Consists of: 1 x mechanism body wrap, 1 x track arm wrap
- Material: Mono ammonium phosphate
- Included in a successful fire test with the AR7383 concealed door closer to **BS EN 1634** Part 1. Assessed for use on 30, 60, 90 and 120 minutes timber fire doors.
- Also available as part of a kit with the AR7383 concealed overhead door closer



3

Product ref.	Article description	Article no.
AR/INT-7383	Intumescent Kit to suit AR7383	87141209





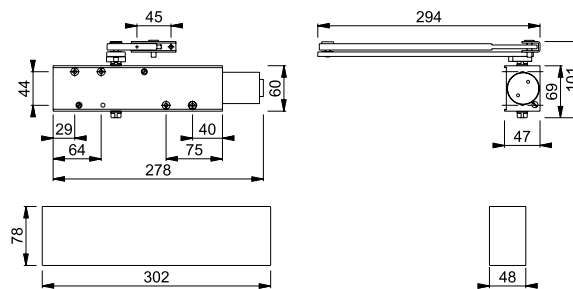
AR1998

ARRONE overhead electromagnetic door closing device:

- Fixed power size 4
- Adjustable functions: Free swing, electromagnetic hold-open, closing speed, latching
- Cover: Slimline cover
- Maximum door width: 1,100 mm (Fig 1), 950 mm (Fig 6)
- Maximum door weight: 80 kg (Fig 1), 60 kg (Fig 6)
- Arm application: Fig 1 and Fig 6 fixing positions
- Successfully type tested for conformity to all the requirements of **BS EN 1154:1997**
 - Door mount pull side: 3 | 8 | 4 | 1* | 1 | 3
 - Door mount push side: 3 | 8 | 3 | 1* | 1 | 3
- Included in a successful fire test to **BS EN 1634** Part 1. Assessed for use on 30, 60, 90 and 120 minutes timber fire doors.
- Certifire Approved: CF494; DoP: HUK0006
- CE Marked: AE0017



Product ref.	Article description	Finish	Article no.
AR1998-TSD-L-SSS/ SSS-A2	Electromagnetic door closer hold open/swing free	SSS	89002779





AR9840

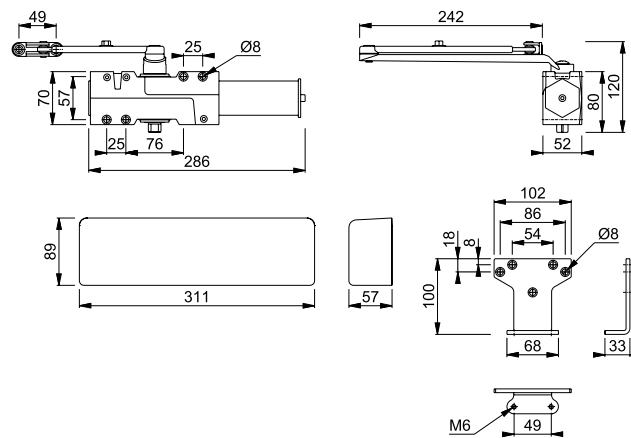
ARRONE overhead door closing device:

- Power size: 1 to 6 adjustable by spring tension
- Adjustable functions: Closing speed, backcheck, latching
- Cover: No cover
- Maximum door weight: 150 kg
- Arm application: Fig 1, Fig 6 fixing positions
- Included in a successful fire test to UL10C. Assessed for use on upto 180 minute fire doors



3

Product ref.	Article description	Finish	Article no.
AR9840-C-689-SE	Door closer	SE	50010001
AR9840-689-SE	Door closer	SE	50009990



Product ref.	Article description	Finish	Article no.
AR89-DP/N-689-SE	Door closing device drop plate	SE	50010141
AR89-DP-689-SE	Door closing device drop plate	SE	50010220
AR89-FHO-689-SE	Door closing device hold open arm	SE	50010232
AR89/83-CSA-689-SE	Door closing device cushion stop arm	SE	50010244
AR89/83-CS/HO-689-SE	Door closing device cushion/hold open arm	SE	50010256
AR89/83-BSS-SAA	Door closing device blade stop spacer		50010268
AR89-EXT-689-SE	Door closing device extended arm/shoe	SE	50010275
AR89-BTF	Door closing device spare fixing pack		50010281
AR89-COV-689-SE	Door closing device cover	SE	50010293



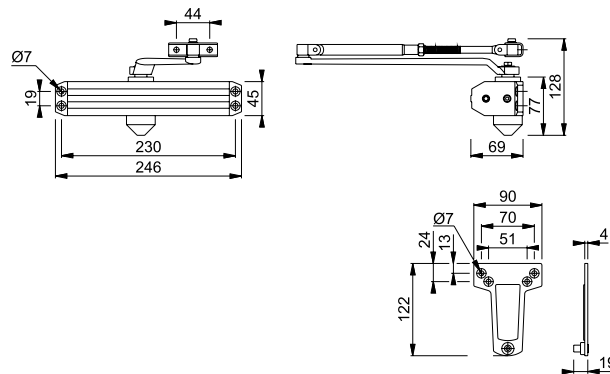
AR9890

ARRONE overhead door closing device:

- Power size: 1 to 4 adjustable by spring tension
- Adjustable functions: Closing speed, backcheck, latching
- Cover: No cover
- Maximum door weight: 85 kg
- Arm application: Fig 1, Fig 6 fixing positions
- Included in a successful fire test to UL10C. Assessed for use on upto 180 minute fire doors



Product ref.	Article description	Finish	Article no.
AR9890-689-SE	Door closer	SE	50010013
AR9890-C-689-SE	Door closer	SE	50010025



Product ref.	Article description	Finish	Article no.
AR89-DP/N-689-SE	Door closing device drop plate	SE	50010141
AR89-DP-689-SE	Door closing device drop plate	SE	50010220
AR89-FHO-689-SE	Door closing device hold open arm	SE	50010232
AR89/83-CSA-689-SE	Door closing device cushion stop arm	SE	50010244
AR89/83-CS/HO-689-SE	Door closing device cushion/hold open arm	SE	50010256
AR89/83-BSS-SAA	Door closing device blade stop spacer		50010268
AR89-EXT-689-SE	Door closing device extended arm/shoe	SE	50010275
AR89-BTF	Door closing device spare fixing pack		50010281
AR89-COV-689-SE	Door closing device cover	SE	50010293

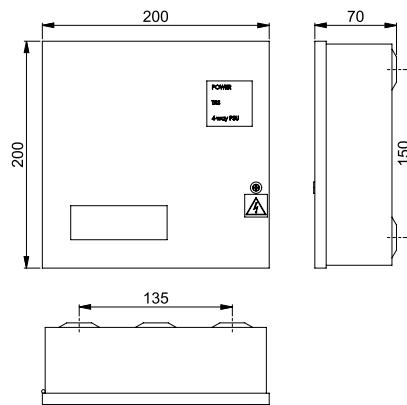


AR/E-F162-TR

- ARRONE boxed transformer rectifier regulated 24 V DC 2 A:
- 2 A 24 V DC regulated transformer rectifier
 - Mains LED (green) and Fault LED (red) built in
 - For use with retaining magnets and electro magnetic closers
 - Output 24 V DC
 - No battery back up

Product ref.	Article description	Finish	Article no.
AR/E-F162-TR	2 A 24 V DC power supply unit	WH	87120181
AR/E-F164-TR	4 A 24 V DC power supply unit	WH	87120188

3



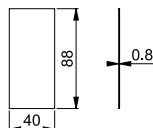


AR/INT-539

ARRONE intumescent pack:

- Intumescent pack for 37 mm x 88 mm door viewers
- Material: Graphite
- Function: Fire door protection for ARRONE door viewers
- 1 x sheet (For 1 door viewer)

Product ref.	Article description	Article no.
AR/INT-539	Graphite Intumescent pack	50010992

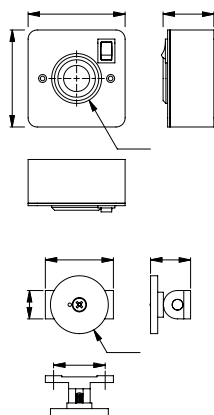


AR/E-0501F-1D

ARRONE door retaining magnet:

- Power size: 4 Fixed
- Material: Grade 304 stainless steel
- Function: Hold open with test button
- Operating voltage: 24Vdc

Product ref.	Article description	Article no.
AR/AC-0501	Retaining magnet	50001140
AR/E-0501F-1D	Retaining magnet 24 V DC	87120202





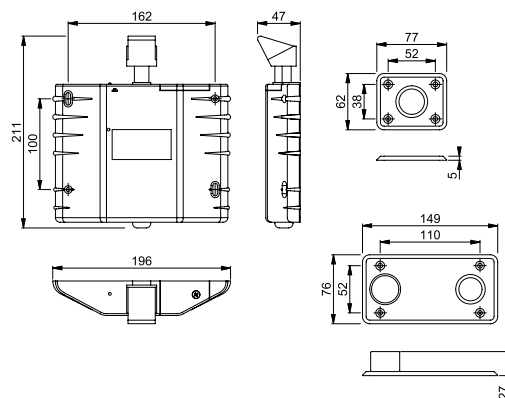
AR/E-DG2000

ARRONE dorgard retaining device:

- Holds open fire doors and automatically closes the door when the fire alarm sounds
- Material ABS
- Power 2 x 1.5 VC size alkaline batteries
- Trigger by alarms compliant with **BS 5839-3**
- Complies with **BS EN 1155:1997** and is accepted by the Fire and Rescue Services
- **EN 61000-6-1:2001**
- **EN 61000-6-3:2001 +A11:2004**
- **BS 7273-4 Category C**
- USA patent number 5525963
- European patent number 0635092

3

Product ref.	Article description	Finish	Article no.
AR/E-DG2000-B	Dorgard acoustic battery operating retaining device, black	BL	87133553
AR/E-DG2000-R	Dorgard acoustic battery operating retaining device, red	Red	87133560
AR/E-DG2000-W	Dorgard acoustic battery operating retaining device, white	WH	87133567

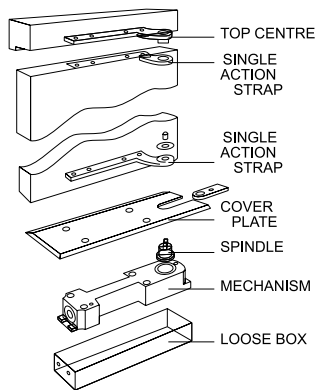


How does Dorgard work?

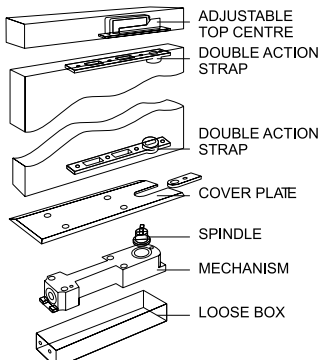
- Once installed, Dorgard works by listening out for a continuous sound of 65 decibels or higher.
- Once this sound has been identified, after approximately 14 seconds Dorgard will release the fire door and under the pressure of the overhead door closer the door will close, sealing the area and preventing the spread of smoke and fire.
- As Dorgard is wireless it requires no wiring into the building's main fire alarm system meaning that disruption during installation is minimal and fast.
- When Dorgard is holding a fire door open, it "listens" for the continuous sound of a fire alarm. Dorgard needs to "hear" a fire alarm that exceeds 65 decibels for longer than 14 seconds. At a general noise level of 80 decibels Dorgard will release. This facility has been built into the unit as a safety feature. Should the noise level in your premises exceed 80 decibels it is unlikely that you would hear a 65 decibel alarm, therefore the Dorgard releases the fire door to close.
- Unlike electro-magnetic retainers (EMR),
- Dorgard requires no wiring as it is battery operated and self-contained. Installation is easy, quick and non-disruptive. It is affixed to your fire door with four screws and takes approximately 5 minutes to install.
- Once you have inserted two batteries (supplied). Dorgard is ready for duty.



Single Action



Double Action



AR2950

ARRONE floor spring:

- Power size: 1 to 4 adjustable by spring tension
- Function: Closing, latching speed, backcheck
- Cover: Mechanism cover
- Maximum door width: 1,100 mm
- Maximum door weight: 400 kg
- Suitable for single or double action doors
- Successfully type tested for conformity to all the requirements of **BS EN 1154:1997**
- Included in a successful fire test to **BS EN 1634** Part 1. Assessed for use on 30 and 60 minutes timber fire doors and for 240 minutes single action steel fire doors.
- Certifire Approved: CF155; DoP: HUK0062
- CE Marked: AD0066



Product ref.	Article description	Finish	Article no.
AR2950-SA-SSS	Single action floor spring	SSS	8510367
AR2950-DA-SSS	Double action floor spring	SSS	8510297
AR2950M	Universal floor spring mechanism only	SSS	8510325
AR2950-CP-SSS	Universal cover plate t/s AR2950	SSS	8510423
AR2950-ACC-SA-SSS	Single action accessory pack t/s AR2950	SSS	87100432
AR2950-ACC-DA-SSS	Double action accessory pack t/s AR2950	SSS	87100435

ARGEL	Gel infill pack / for wet area		8561621
--------------	--------------------------------	--	---------

AR2950-SA-SSS-ESO	Electromagnetic single action floor spring / complete set	SSS	on request
AR2950-DA-SSS-ESO	Electromagnetic double action floor spring / complete set	SSS	on request

AR-EX3470-SA Floor Spring

ARRONE electromagnetic hold-open floor spring:

- Fixed power size 4
- Suitable for single action swing doors
- Suitable for timber and metal doors
- Suitable for doors up to 1100 mm wide and 400 kg weight
- Maximum opening angle 170°
- Adjustable closing, latching speed, backcheck
- Closing speed adjustment range: 170°
- Successfully type tested for conformity to all the requirements of **BS EN 1155:1997:A1:2002** - 3 | 8 | 4 | 1* | 1 | 3
- Included in a successful fire test to **BS EN 1634** Part 1. Assessed for use on 30 and 60 minutes timber fire doors and 240 minutes steel fire doors*.
- CE Marked: available upon request
- Certifire Approved Product: Certificate CF155
- CPR Declaration of Performance: Certificate available upon request



Product ref.	Article description	Finish	Article no.
AR-EX3470-SA-SSS	Floor Spring	SSS	50012770



AR700 - Single Action

ARRONE floor spring:

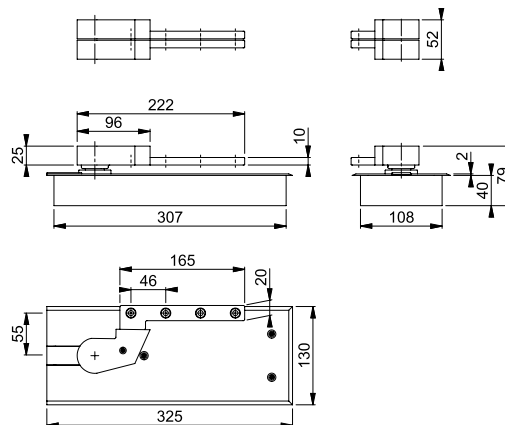
- Fixed power size 3
- Function: Closing, latching speed
- Cover: Mechanism cover
- Maximum door width: 950 mm
- Maximum door weight: 60 kg
- Suitable for single or double action doors
- Successfully type tested for conformity to all the requirements of **BS EN 1154:1997** - 3 | 8 | 3 | 1* | 1 | 3
- Included in a successful fire test to **BS EN 1634** Part 1. Assessed for use on 30 and 60 minutes timber fire doors and 120 minutes on steel fire doors.
- Certifire Approved: CF5029; DoP: HUK0002
- CE Marked: AD0314



3

Product ref.	Article description	Finish	Article no.
AR700-3-SA-SSS	Single action size 3 floor spring	SSS	87135126
AR700-4-SA-SSS	Single action size 4 floor spring	SSS	87135168

AR/INT-700-SA	Intumescent pack t/s AR700 floor spring, single action	87138206
AR700-ACC-SA-SSS	Single Action Accessory Pack	87120608
ARGEL	Gel infill pack / for wet area	8561621





AR700 - Double Action

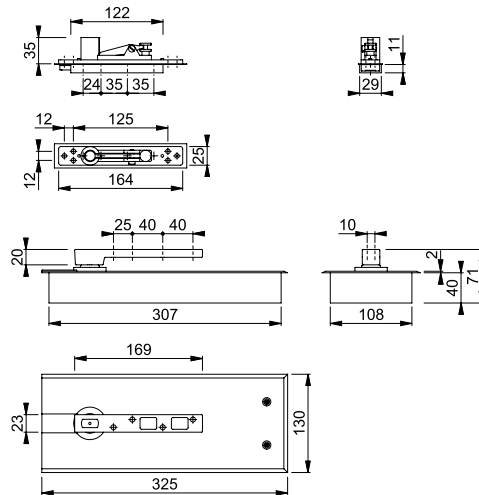
ARRONE floor spring:

- Fixed power size 3
- Function: Closing, latching speed
- Cover: Mechanism cover
- Maximum door width: 950 mm
- Maximum door weight: 60 kg
- Suitable for single or double action doors
- Successfully type tested for conformity to all the requirements of **BS EN 1154:1997** - 3 | 8 | 4 | 1* | 1 | 3
- Included in a successful fire test to **BS EN 1634** Part 1. Assessed for use on 30 and 60 minutes timber fire doors and 120 minutes on steel fire doors.
- Certifire Approved: CF5029; DoP: HUK0002
- CE Marked: AD0314



Product ref.	Article description	Finish	Article no.
AR700-3-DA-SSS	Double action size 3 floor spring	SSS	87135147
AR700-4-DA-SSS	Double action size 4 floor spring	SSS	87135189

AR/INT-700-DA	Intumescent pack t/s AR700 floor spring, double action	87138213
AR700-ACC-DA	Double Action Accessory Pack	87120587
ARGEL	Gel infill pack / for wet area	8561621



	Max Size 3 (Light Duty)	Max Size 4 (Medium Duty)
Product Reference	AR700-3	AR700-4
Product Type	Floor Spring	Floor Spring
Power Size	3	4
Power Adjustment Method	Fixed	Fixed
Min/Max Door Width	950 mm	1100 mm
Min/Max Door Weight	100 kgs	100 kgs
Mechanism Type	Cam	Cam
Adjustable Closing Speed	Yes	Yes
Backcheck	No	No
Delayed Action	No	No
Adjustable Latch Action	Yes	Yes
CPR Declaration of Performance	HUK0002	HUK0003
Timber Door Fire Rating to BS EN1634-1	Yes – 30 & 60 minutes	Yes – 30 & 60 minutes
Metal Door Fire Rating to BS EN1634-1	Yes – 120 minutes	Yes – 120 minutes
Tested to BS EN1154/BS EN1155 Classification	3 8 3 1* 1 3	3 8 4 1* 1 3
Maximum Opening Angle	130°	130°
Single Action Door Suitability	Yes	Yes
Double Action Door Suitability	Yes	Yes
Stand Open	Optional	Optional
Gel Infill Pack Available	Yes	Yes
CE Marked	Yes – AD0314	Yes – AD0287
Certifire	Yes – CF5029	Yes – CF5029
Cover and Accessories Finishes	SSS	SSS



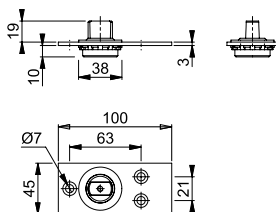
AR700

ARRONE door pivot:

- Supplied with floor mounted fixings
- Material: Stainless steel, Steel
- Max. door weight 150 kg

Product ref.	Article description	Finish	Article no.
AR700-P-SSS	Floor pivot	SSS	89001470

AR700-ACC-DA-SSS	Double action accessory pack	SSS	87120587
-------------------------	------------------------------	-----	----------



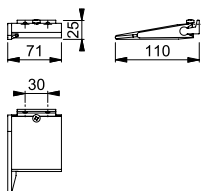
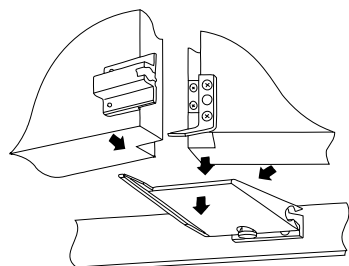
AR226

ARRONE door selector:

- Suitable for use with power size 3 to 5 closers
- Suitable for use on timber and metal doors up to 1220 mm wide
- Suitable for door rebates up to 25 mm
- Extra length rebate arms and finishes available to special request
- Successfully type tested for conformity to all the requirements of **BS EN 1158**



Product ref.	Article description	Finish	Article no.
AR226-MK2-SE	Door co-ordinator	SE	87102975





AR9226

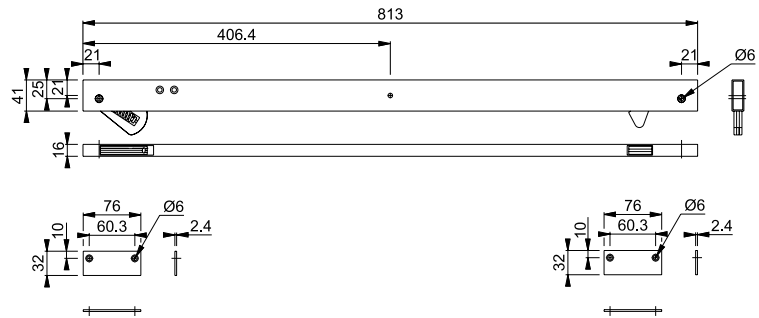
ARRONE double door coordinator:

- Aluminium material
- Fully reversible – suitable for left and right hung doors
- Suitable for use on doors from 32" (812,8 mm) upto 60" (1524 mm) width
- Supplied with fixings for use on timber or steel doors
- UL10C fire rated



3

Product ref.	Article description	Finish	Article no.
AR9226-32-600-RAW	Door selector	RAW	50010311
AR9226-42-600-RAW	Door selector	RAW	50010323
AR9226-52-600-RAW	Door selector	RAW	50010335
AR9226-60-600-RAW	Door selector	RAW	50010347
AR9226-FB-628-SE	Filler bar for double door coordinator	SE	50010359
AR9226-MB-BLK	Mounting bracket for double door coordinator	BL	50010360
AR9226-MB1-BLK	Mounting bracket for double door coordinator	BL	50010402



Concealed Overhead Door Restrictor

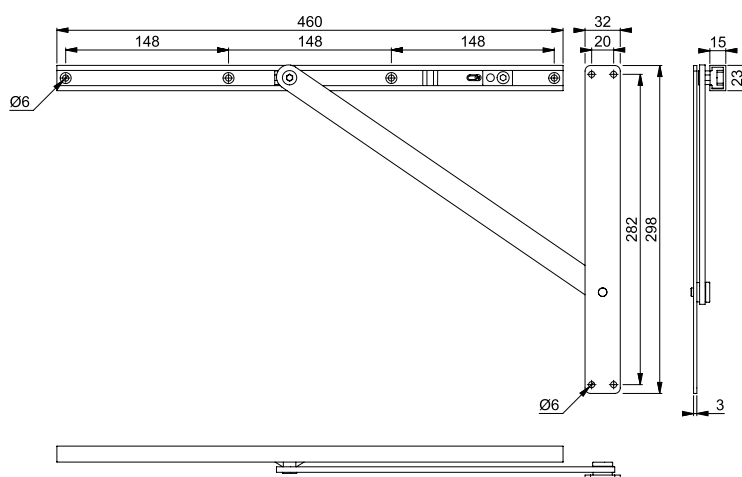


AR9891

ARRONE concealed overhead door restrictor:

- Aluminium material
- Dimensions: 460 x 20 x 13 mm
- Steel connecting arm
- 110° max. opening angle
- Supplied with timber and steel door fixings

Product ref.	Article description	Finish	Article no.
AR9891-689-SE	Concealed overhead door restrictor	SE	50009595





4



AR910

ARRONE mortice sashlock case:

- Function: Latch bolt and deadbolt operation
- Deadbolt Projection: 21 mm, single throw
- Forend/strike material: Stainless steel
- Forend type: Single
- Certifire approved: CF530; DOP: HUK0007
- BS EN 12209: 3 | X | 8 | 1* | 0 | G | 4 | B | A | 3 | 0
- CE Marked: AG0067 (**BS EN 12209**)
- Testing: **BS EN 1634-1**. Assessed for use on 30, 60, 90 and 120 minute timber fire doors and 240 minutes steel fire doors.
- Meets dimensional recommendations of **BS 8300** and ADM for locks
- * The AR910 series lock case has been successfully fire tested with the use of an intumescent kit. The supply and fitting of this intumescent kit is essential to the products compliance with the fire test and CE marking evidence it has gained. HOPPE takes no responsibility for any locks purchased and fitted without sufficient intumescent protection.

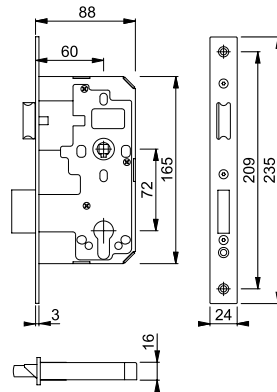


Product ref.	Article description	Finish	Article no.
AR910-S-60-SSS-A2	Mortice sashlock case (square forend).	SSS	50000883
AR910-S-60-PSS-A2	Mortice sashlock case (square forend)	PSS	89002464

AR91/81-S-13-SSS	13 mm rebate set for square forend locks	SSS	87107889
-------------------------	--	-----	----------

Spare fixings Intumescent Pack

AR900/8100-FP/SD	Mortice lock metal door fixing pack	SSS	7204710
AR/INT-DIN-LOCKS	To suit 72 mm lock range, 60 mm backset		87134490





AR911

ARRONE mortice latch case:

- Function: Latch bolt operation
- Forend/strike material: Stainless steel
- Forend type: Single
- Certifire approved: CF530; DOP: HUK0009
- - BS EN 12209: 3 | X | 8 | 1* | 0 | G | - | B | 0 | 3 | 0
- CE Marked: AG0067 (**BS EN 12209**)
- Testing: **BS EN 1634-1**. Assessed for use on 30, 60, 90 and 120 minute timber fire doors and 240 minutes steel fire doors.
- Meets dimensional recommendations of **BS 8300** and ADM for locks
- * The AR911 series lock case has been successfully fire tested with the use of an intumescent kit. The supply and fitting of this intumescent kit is essential to the products compliance with the fire test and CE marking evidence it has gained. HOPPE takes no responsibility for any locks purchased and fitted without sufficient intumescent protection.



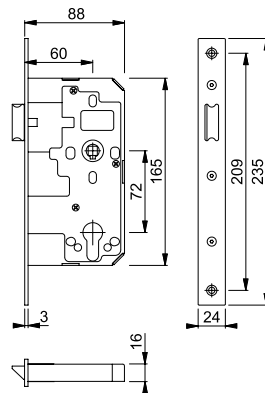
4

Product ref.	Article description	Finish	Article no.
AR911-S-60-SSS-A2	Mortice latch case (square forend).	SSS	50000962
AR911-S-60-PSS-A2	Mortice latch case (square forend)	PSS	89002450

AR91/81-S-13-SSS	13 mm rebate set for square forend locks	SSS	87107889
-------------------------	--	-----	----------

Spare fixings
Intumescent Pack

AR900/8100-FP/SD	Mortice lock metal door fixing pack	SSS	7204710
AR/INT-DIN-LOCKS	To suit 72 mm lock range, 60 mm backset		87134490





AR912

ARRONE mortice deadlock case:

- Function: Deadbolt operation
- Deadbolt Projection: 21 mm, single throw
- Forend/strike material: Stainless steel
- Forend type: Single
- Certifire approved: CF530; DOP: HUK0008
- BS EN 12209: 3 | X | 8 | 1* | 0 | G | 4 | B | A | 0 | 0
- CE Marked: AG0068 (**BS EN 12209**)
- Testing: **BS EN 1634-1**. Assessed for use on 30, 60, 90 and 120 minute timber fire doors and 240 minutes steel fire doors.
- Meets dimensional recommendations of **BS 8300** and ADM for locks
- * The AR912 series lock case has been successfully fire tested with the use of an intumescent kit. The supply and fitting of this intumescent kit is essential to the products compliance with the fire test and CE marking evidence it has gained. HOPPE takes no responsibility for any locks purchased and fitted without sufficient intumescent protection.

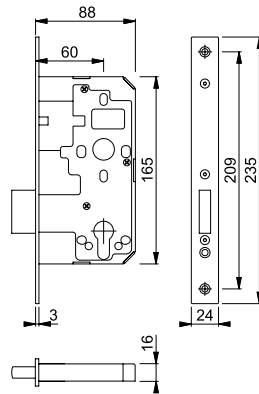


Product ref.	Article description	Finish	Article no.
AR912-S-60-SSS-A2	Mortice deadlock case (square forend).	SSS	50000901
AR912-S-60-PSS-A2	Mortice deadlock case (square forend)	PSS	89002478

AR91/81-S-13-SSS	13 mm rebate set for square forend locks	SSS	87107889
-------------------------	--	-----	----------

Spare fixings Intumescent Pack

AR900/8100-FP/SD	Mortice lock metal door fixing pack	SSS	7204710
AR/INT-DIN-LOCKS	To suit 72 mm lock range, 60 mm backset		87134490





AR913

ARRONE mortice bathroom lock:

- Function: Latch bolt and deadbolt operation
- Deadbolt Projection: 15 mm, single throw
- 8 mm bathroom follower with 5 mm adaptor supplied
- Forend/strike material: Stainless steel
- Forend type: Single
- Certifire approved: CF530; DOP: HUK0010
- BS EN 12209: 3 | X | 8 | 1* | 0 | G | - | B | 0 | 3 | 0
- CE Marked: AG0067 (**BS EN 12209**)
- Testing: **BS EN 1634-1**. Assessed for use on 30, 60, 90 and 120 minute timber fire doors and 240 minutes steel fire doors.
- Meets dimensional recommendations of **BS 8300** and ADM for locks
- * The AR913 series lock case has been successfully fire tested with the use of an intumescent kit. The supply and fitting of this intumescent kit is essential to the products compliance with the fire test and CE marking evidence it has gained. HOPPE takes no responsibility for any locks purchased and fitted without sufficient intumescent protection.

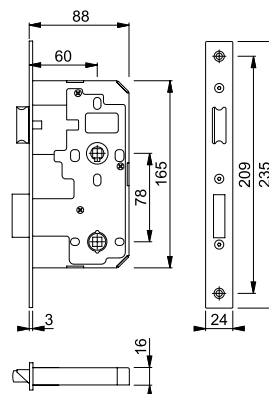


4

Product ref.	Article description	Finish	Article no.
AR913-S-60-SSS-A2	Mortice bathroom lock (square forend).	SSS	50000895
AR913-S-60-PSS-A2	Mortice bathroom lock (square forend)	PSS	89002492

Spare fixings Intumescent Pack

AR900/8100-FP/SD	Mortice lock metal door fixing pack	SSS	7204710
AR/INT-DIN-LOCKS	To suit 72 mm lock range, 60 mm backset		87134490





AR914

ARRONE mortice nightlatch case:

- Function: Latch bolt with anti thrust operation
- Forend/strike material: Stainless steel
- Forend type: Single
- Certifire approved: CF530; DOP: HUK0011 and HUK0052
 - BS EN 12209: 3 | X | 8 | 1* | 0 | G | - | B | 0 | 3 | 0
 - BS EN 179: 3 | 7 | 6 | B | 1 | 4 | 4 | 1 | A | B
 - BS EN 179: 3 | 7 | 6 | B | 1 | 4 | 4 | 1 | A | D
- CE Marked: AG0071 (**BS EN 12209**), ABB010 (**BS EN 179**)
- Testing: **BS EN 1634-1**. Assessed for use on 30, 60, 90 and 120 minute timber fire doors and 240 minutes steel fire doors.
- **To comply with BS EN 179 certification, only lever handles and associated fixings included in the test evidence must be used.**
- Meets dimensional recommendations of **BS 8300** and ADM for locks
- * The AR914 series lock case has been successfully fire tested with the use of an intumescent kit. The supply and fitting of this intumescent kit is essential to the products compliance with the fire test and CE marking evidence it has gained. HOPPE takes no responsibility for any locks purchased and fitted without sufficient intumescent protection.

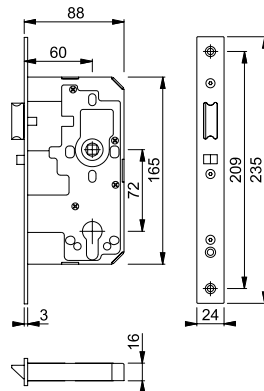


Product ref.	Article description	Finish	Article no.
AR914-S-60-SSS-A2	Mortice nightlatch case (square forend).	SSS	89002632

AR91/81-S-13-SSS	13 mm rebate set for square forend locks	SSS	87107889
AR914-STRIKE-54-S-SSS	21 mm extension lip strikeplate, square	SSS	87137408

Spare fixings
Intumescent Pack

AR900/8100-FP/SD	Mortice lock metal door fixing pack	SSS	7204710
AR/INT-DIN-LOCKS	To suit 72 mm lock range, 60 mm backset		87134490





AR915

ARRONE mortice escape lock case:

- Function: Latch bolt and deadbolt with escape operation
- Deadbolt Projection: 21 mm, single throw
- Forend/strike material: Stainless steel
- Forend type: Single
- Certifire approved: CF530; DOP: HUK0012 and HUK0035
 - BS EN 12209: 3 | X | 8 | 1* | 0 | G | 4 | B | A | 3 | 0
 - BS EN 179: 3 | 7 | 6 | B | 1 | 4 | 4 | 1 | A | B
 - BS EN 179: 3 | 7 | 6 | B | 1 | 4 | 4 | 1 | A | D
- CE Marked: AG0165 (**BS EN 12209**), ABB010 (**BS EN 179**)
- Testing: **BS EN 1634-1**. Assessed for use on 30, 60, 90 and 120 minute timber fire doors and 240 minutes steel fire doors.
- **To comply with BS EN 179 certification, only lever handles and associated fixings included in the test evidence must be used.**
- Meets dimensional recommendations of **BS 8300** and ADM for locks
- * The AR915 series lock case has been successfully fire tested with the use of an intumescent kit. The supply and fitting of this intumescent kit is essential to the products compliance with the fire test and CE marking evidence it has gained. HOPPE takes no responsibility for any locks purchased and fitted without sufficient intumescent protection.



4

Product ref.	Article description	Finish	Article no.
AR915-S-60-SSS-A2	Mortice escape lock (square forend).	SSS	89002625

AR91/81-S-13-SSS	13 mm rebate set for square forend locks	SSS	87107889
-------------------------	--	-----	----------

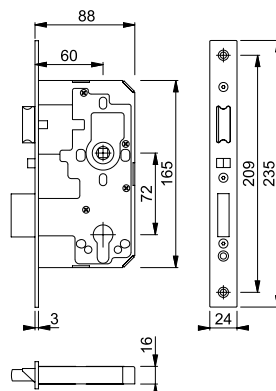
Intumescent Pack

AR/INT-DIN-LOCKS	To suit 72 mm lock range, 60 mm backset	87134490
-------------------------	---	----------

HOPPE and ARRONE door furniture suitable for use with ARRONE AR915 Series 72 mm escape lock *

HOPPE Stainless Steel Sets, connection fixed/movable (RF):
E138F and E138Z Series (Paris)
E1138Z Series (Marseille)

All of these products have been either tested with or assessed for use with the AR915 ARRONE Escape Lock and are listed in test reports/evidence.



Half Spindle to suit:
AR228F-44 (50001644)
AR228F-54 (50001656)

Fixing Plate:
AR914/615-HS-PLATE (87137401)



AR916

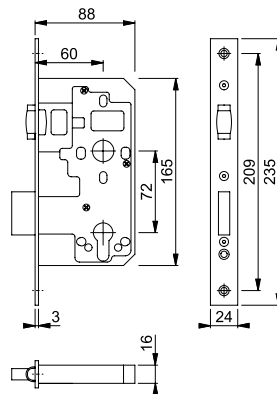
ARRONE mortice rollerbolt lock case:

- Function: Roller bolt and deadbolt operation
- Deadbolt Projection: 21 mm, single throw
- Forend/strike material: Stainless steel
- Forend type: Single
- Certifire approved: CF530; DOP: HUK0013
- BS EN 12209: 3 | C | 8 | 1* | 0 | G | 4 | B | A | 0 | 0
- CE Marked: AG0247 (**BS EN 12209**)
- Testing: **BS EN 1634-1**. Assessed for use on 30, 60, 90, 120 minute timber and 240 minute steel un-latched fire doors.
- * The AR916 series lock case has been successfully fire tested with the use of an intumescent kit. The supply and fitting of this intumescent kit is essential to the products compliance with the fire test and CE marking evidence it has gained. HOPPE takes no responsibility for any locks purchased and fitted without sufficient intumescent protection.



Product ref.	Article description	Finish	Article no.
AR916-S-60-SSS-A2	Mortice rollerbolt lock case (square forend)	SSS	89001457
AR916-DLS-S-SSS-A2	Double lipped strike plate (square)	SSS	89002009
AR900/8100-FP/SD	Mortice lock metal door fixing pack	SSS	7204710
AR/INT-DIN-LOCKS	To suit 72 mm lock range, 60 mm backset		87134490

Spare fixings
Intumescent Pack





AR8100

ARRONE mortice sashlock case:

- Function: Latch bolt and deadbolt operation
- Deadbolt Projection: 21 mm, double throw
- Forend/strike material: Stainless steel
- Forend type: Double
- Certifire approved: CF5022; DOP: HUK0030
- BS EN 12209: 3 | M | 8 | 1* | 0 | G | 3 | B | C | 2 | 0
- CE Marked: AG0087 (**BS EN 12209**)
- Testing: **BS EN 1634-1**. Assessed for use on 30, 60, 90 and 120 minute timber fire doors and 240 minutes steel fire doors.
- Meets dimensional recommendations of **BS 8300** and ADM for locks
- * The AR8100 series lock case has been successfully fire tested with the use of an intumescent kit. The supply and fitting of this intumescent kit is essential to the products compliance with the fire test and CE marking evidence it has gained. HOPPE takes no responsibility for any locks purchased and fitted without sufficient intumescent protection.



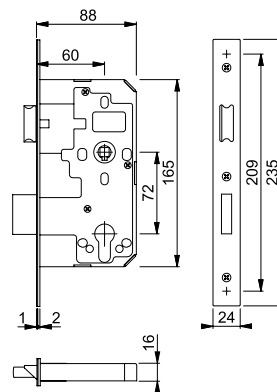
4

Product ref.	Article description	Finish	Article no.
AR8100-S-60-SSS-A2	Mortice sashlock case (square forend).	SSS	50000858
AR8100-S-60-ABR	Mortice sashlock case (square forend)	ABR	89001974

AR91/81-S-13-SSS	13 mm rebate set for square forend locks	SSS	87107889
-------------------------	--	-----	----------

Spare fixings
Intumescent Pack

AR900/8100-FP/SD	Mortice lock metal door fixing pack	SSS	7204710
AR/INT-DIN-LOCKS	To suit 72 mm lock range, 60 mm backset		87134490





AR8101

ARRONE mortice latch case:

- Function: Latch bolt operation
- Forend/strike material: Stainless steel
- Forend type: Double
- Certifire approved: CF5022; DOP: HUK0032
- - BS EN 12209: 3 | M | 8 | 1* | 0 | G | - | B | 0 | 2 | 0
- CE Marked: AG0087 (**BS EN 12209**)
- Testing: **BS EN 1634-1**. Assessed for use on 30, 60, 90 and 120 minute timber fire doors and 240 minutes steel fire doors.
- Meets dimensional recommendations of **BS 8300** and ADM for locks
- * The AR8101 series lock case has been successfully fire tested with the use of an intumescent kit. The supply and fitting of this intumescent kit is essential to the products compliance with the fire test and CE marking evidence it has gained. HOPPE takes no responsibility for any locks purchased and fitted without sufficient intumescent protection.

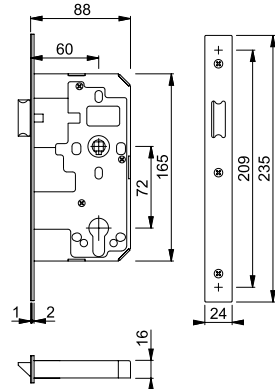


Product ref.	Article description	Finish	Article no.
AR8101-S-60-SSS-A2	Mortice latch case (square forend).	SSS	50000974
AR8101-S-60-ABR	Mortice latch case (square forend)	ABR	89002765

AR91/81-S-13-SSS	13 mm rebate set for square forend locks	SSS	87107889
-------------------------	--	-----	----------

Spare fixings Intumescent Pack

AR900/8100-FP/SD	Mortice lock metal door fixing pack	SSS	7204710
AR/INT-DIN-LOCKS	To suit 72 mm lock range, 60 mm backset		87134490





AR8102

ARRONE mortice deadlock case:

- Function: Deadbolt operation
- Forend/strike material: Stainless steel
- Forend type: Double
- Certifire approved: CF530; DOP: HUK0031
- - BS EN 12209: 3 | M | 8 | 1* | 0 | G | 3 | B | C | 0 | 0
- CE Marked: AG0088 (**BS EN 12209**)
- Testing: **BS EN 1634-1**. Assessed for use on 30, 60, 90 and 120 minute timber fire doors and 240 minutes steel fire doors.
- To comply with **BS EN 179** certification, only lever handles and associated fixings included in the test evidence must be used.
- * The AR8102 series lock case has been successfully fire tested with the use of an intumescent kit. The supply and fitting of this intumescent kit is essential to the products compliance with the fire test and CE marking evidence it has gained. HOPPE takes no responsibility for any locks purchased and fitted without sufficient intumescent protection.



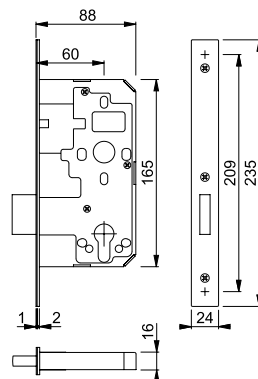
4

Product ref.	Article description	Finish	Article no.
AR8102-S-60-SSS-A2	Mortice deadlock case (square forend).	SSS	50000871
AR8102-S-60-ABR	Mortice deadlock case (square forend)	ABR	89002646

AR91/81-S-13-SSS	13 mm rebate set for square forend locks	SSS	87107889
-------------------------	--	-----	----------

Spare fixings
Intumescent Pack

AR900/8100-FP/SD	Mortice lock metal door fixing pack	SSS	7204710
AR/INT-DIN-LOCKS	To suit 72 mm lock range, 60 mm backset		87134490





AR8103

ARRONE mortice deadlock case:

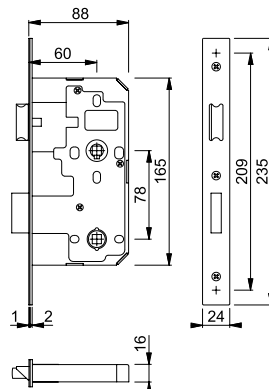
- Function: Latch bolt and deadbolt operation
- Deadbolt Projection: 15mm, single throw
- Forend/strike material: Stainless steel
- Forend type: Double
- Certifire approved: CF5022; DOP: HUK0033
- BS EN 12209: 3 | M | 8 | 1* | 0 | G | - | B | 0 | 2 | 0
- CE Marked: AG0087 (**BS EN 12209**)
- Testing: **BS EN 1634-1**. Assessed for use on 30, 60, 90 and 120 minute timber fire doors and 240 minutes steel fire doors.
- Meets dimensional recommendations of **BS 8300** and ADM for locks
- * The AR8103 series lock case has been successfully fire tested with the use of an intumescent kit. The supply and fitting of this intumescent kit is essential to the products compliance with the fire test and CE marking evidence it has gained. HOPPE takes no responsibility for any locks purchased and fitted without sufficient intumescent protection.



Product ref.	Article description	Finish	Article no.
AR8103-S-60-SSS-A2	Mortice bathroom lock (square forend).	SSS	50000865
AR8103-S-60-ABR	Mortice bathroom lock (square forend)	ABR	89002772

Spare fixings
Intumescent Pack

AR900/8100-FP/SD	Mortice lock metal door fixing pack	SSS	7204710
AR/INT-DIN-LOCKS	To suit 72 mm lock range, 60 mm backset		87134490





AR8104

ARRONE mortice nightlatch case:

- Function: Latch bolt operation
- Forend/strike material: Stainless steel
- Forend type: Double
- Certifire approved: CF5022; DOP: HUK0034
- BS EN 12209: 3 | M | 8 | 1* | 0 | G | - | B | 0 | 2 | 0
- CE Marked: AG0087 (**BS EN 12209**)
- Testing: **BS EN 1634-1**. Assessed for use on 30, 60, 90 and 120 minute timber fire doors and 240 minutes steel fire doors.
- Meets dimensional recommendations of **BS 8300** and ADM for locks
- * The AR8104 series lock case has been successfully fire tested with the use of an intumescent kit. The supply and fitting of this intumescent kit is essential to the products compliance with the fire test and CE marking evidence it has gained. HOPPE takes no responsibility for any locks purchased and fitted without sufficient intumescent protection.



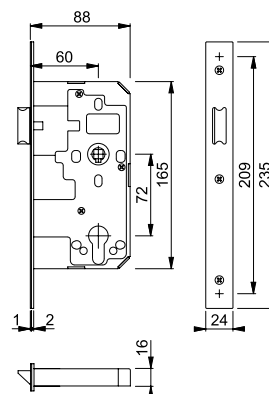
4

Product ref.	Article description	Finish	Article no.
AR8104-S-60-SSS-A2	Mortice nightlatch case (square forend)	SSS	89002639

AR91/81-S-13-SSS	13 mm rebate set for square forend locks	SSS	87107889
-------------------------	--	-----	----------

Spare fixings
Intumescent Pack

AR900/8100-FP/SD	Mortice lock metal door fixing pack	SSS	7204710
AR/INT-DIN-LOCKS	To suit 72 mm lock range, 60 mm backset		87134490



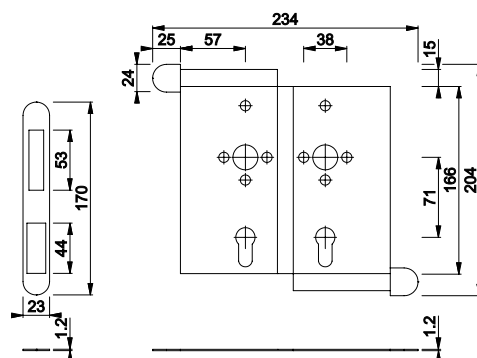


AR/INT-DIN-LOCKS

ARRONE intumescent pack:

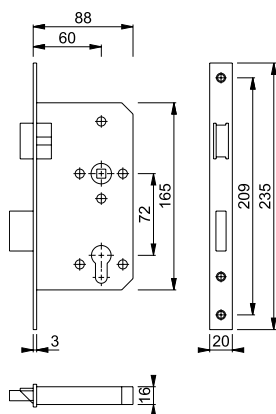
- Intumescent pack to suit ARRONE 72 mm centres DIN lockcases
- 1 mm thickness
- Consists of: 1 x lockcase & forend pad, 1 x strikeplate pad
- Suitable for use on FD30, FD60 minute timber fire doors at 1mm thickness and FD90 and FD120 Timber fire doors at 2 mm thickness (Please use 2 x 1 mm kits).
- Material: Mono Ammonium Phosphate

Product ref.	Article description	Article no.
AR/INT-DIN-LOCKS	To suit 72 mm lock range, 60 mm backset	87134490

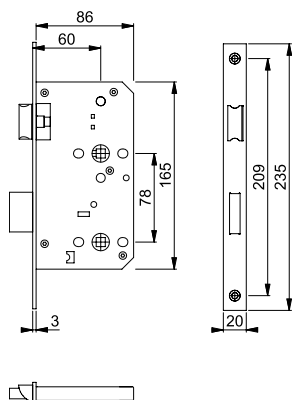




AR710



AR713



AR710

ARRONE mortice sashlock case:

- Function: Latch bolt and deadbolt operation
- Fixing centres: 38 mm horizontal
- Deadbolt Projection: 20 mm, single throw
- Forend/strike material: Stainless Steel
- Forend type: Single

Product ref.	Article description	Finish	Article no.
AR710-S-60-SSS-A1	Mortice sashlock case, PZ-72 (20 mm square forend).	SSS	50002752
AR710-S-60-PB	Mortice sashlock case, PZ-72 (20 mm square forend).	PB	50002764
AR710-S-45-SSS-A1	Mortice sashlock case, PZ-85 (22 mm square forend).	SSS	50002776
AR710-S-45-PB	Mortice sashlock case, PZ-85 (22 mm square forend).	PB	50002788
AR710-S-60-SSS-A2-O	Mortice sashlock case, PZ-72 (20 mm square forend).	SSS	50010925
AR710-S-60-PVD/ PB-A2-O	Mortice sashlock case, PZ-72 (20 mm square forend).	PB	50011546
AR710-S-45-SSS-A2-O	Mortice sashlock case, PZ-85 (22 mm square forend).	SSS	50011522
AR710-S-45-PVD/ PB-A2-O	Mortice sashlock case, PZ-85 (22 mm square forend).	PB	50011534

AR713

ARRONE non-rated bathroom lock:

- Function: Latchbolt and deadbolt operation
- Deadbolt Projection: 20mm Single throw throw
- Forend/strike material: Grade 304 stainless steel
- Forend type: Single
- Forend shape: Square

Product ref.	Article description	Finish	Article no.
AR713-S-60-SSS-A2-O	Mortice bathroom lock (square forend).	SSS	50014870
AR713-S-60-PVD/ PB-A2-O	Mortice bathroom lock (square forend)	PVD/ PB	50014882

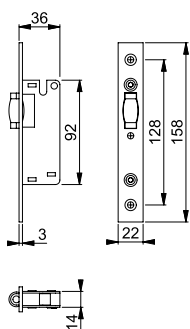


AR755

ARRONE adjustable roller latch:

- Function: Adjustable roller latch bolt 10-3mm adjustable
- Forend/strike material: Grade 304 stainless steel
- Forend type: Removeable
- Forend shape: Square

Product ref.	Article description	Finish	Article no.
AR755-S-SSS-A2-O	Adjustable roller latch, Square, SSS A2, Country of Origin Marked	SSS	50012654
AR755-S-PB-O	Adjustable roller latch, Square, Polished Brass, Country of Origin Marked	PB	50012666

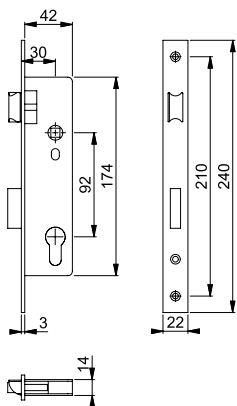


AR5910 Narrow Mortice Lock

ARRONE narrow stile sashlock:

- Function: Latch bolt and deadbolt operation
- Deadbolt Projection: 16mm single throw
- Forend/strike material: Grade 304 stainless steel
- Forend type: Single
- Forend shape: Square

Product ref.	Article description	Finish	Article no.
AR5910-S-SSS-A2-O	Narrow mortice lock, square forend in stainless steel grade 304	SSS	50014407



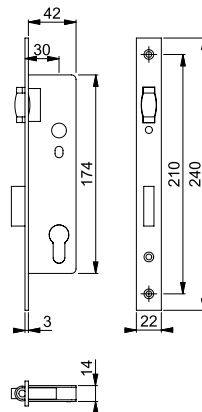


AR5916 Narrow Mortice Lock

ARRONE narrow stile rollerbolt lock:

- Function: Rollerbolt and deadbolt operation
- Deadbolt Projection: 16mm single throw
- Forend/strike material: Grade 304 stainless steel
- Forend type: Single
- Forend shape: Square

Product ref.	Article description	Finish	Article no.
AR5916-S-SSS-A2-O	Narrow mortice lock, square forend in stainless steel grade 304	SSS	50014420



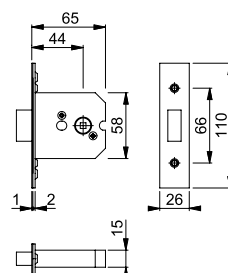
AR8031

ARRONE mortice bathroom deadbolt:

- Function: Deadbolt operation
- Forend/strike material: Stainless steel
- Forend type: Double
- Certifire approved: CF577; DOP: HUK0053
- - BS EN 12209: 2 | X | 8 | 1* | 0 | F | - | B | 0 | 0 | 0
- CE Marked: AG0102 (**BS EN 12209**)
- Testing: **BS EN 1634-1**. Assessed for use on 60 minute timber fire doors.
- * The AR8031 series deadbolt has been successfully fire tested with the use of an intumescent kit. The supply and fitting of this intumescent kit is essential to the products compliance with the fire test and CE marking evidence it has gained. HOPPE takes no responsibility for any locks purchased and fitted without sufficient intumescent protection.



Product ref.	Article description	Finish	Article no.
AR8031-63-SC	63 mm square case bathroom deadbolt	SC	87109139
AR8031-76-SC	76 mm square case bathroom deadbolt	SC	87109141





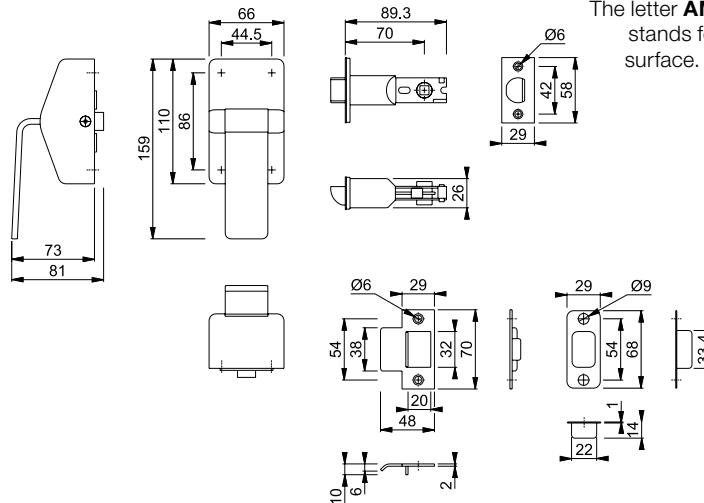
AR9990

ARRONE hospital latch:

- Function: Latch bolt operation
- Material: Grade 304 Stainless Steel pad and cover
- Sprung mechanism
- Fully reversible – suitable for left and right hung doors
- Anti microbial coated option available
- Testing: UL10C fire rated, suitable for use on upto 180 minute timber or steel doors.



Product ref.	Article description	Finish	Article no.
AR9990-01-70-630-SSS	Hospital latch, passage	SSS	50009448
AR9990-01-70-630-SSS-AM	Hospital latch, passage	SSS-AM	50009455
AR9990-01-125-630-SSS	Hospital latch, passage	SSS	50009461
AR9990-01-125-630-SSS-AM	Hospital latch, passage	SSS-AM	50009473
AR9990-02-70-630-SSS	Hospital latch, privacy	SSS	50009485
AR9990-02-70-630-SSS-AM	Hospital latch, privacy	SSS-AM	50009497
AR9990-02-125-630-SSS	Hospital latch, privacy	SSS	50009503
AR9990-02-125-630-SSS-AM	Hospital latch, privacy	SSS-AM	50009515
AR9990-TL-145-SSS	Tubular latch	SSS	50009588



The letter **AM** in the finish code stands for the antimicrobial surface. Suitable for interior applications only.



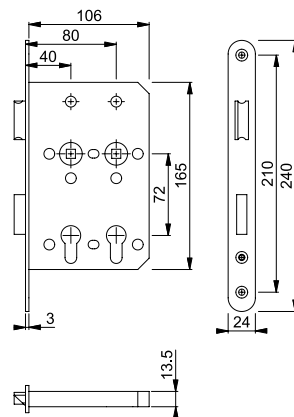


ARRONE Mortice X-Ray Sashlock

ARRONE euro profile mortice x-ray sashlock case:

- Function: Latchbolt and deadbolt operation with twin backset (40/80mm)
- Centres: 72 mm
- Deadbolt projection: 20mm, double throw
- Forend/strike material: Grade 304 stainless steel
- Forend type: Single

Product ref.	Article description	Finish	Article no.
AR9110-R-40/80-RH-SSS-A2	Mortice X-Ray Sashlock, backset 40+80m, right hand	SSS	50010384
AR9110-R-40/80-LH-SSS-A2	Mortice X-Ray Sashlock, backset 40+80m, left hand	SSS	50010396







5



AR-KD-0110

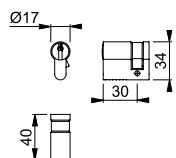
ARRONE Euro profile 6 pin cylinder:

- Cylinder type: Single cylinder
- Keying function: Keyed to differ
- Number of keys: 3 keys cut to differ
- Testing: **BS EN 1303**, **BS EN 1634** Part 1. Assessed for use on 30, 60, 90 and 120 minutes timber fire doors and 240 minutes on steel fire doors.



Product ref.	Article description	Finish	Article no.
AR-KD-0110-A-MNP	40 mm euro profile single cylinder	MNP	87108928
AR-KD-0110-B-MNP	45 mm euro profile single cylinder	MNP	87108930
AR-KD-0110-C-MNP	50 mm euro profile single cylinder	MNP	87108932

AR-KT-0110-B-MNP	40 mm euro profile single cylinder with oval type turn	MNP	87110082
-------------------------	--	-----	----------



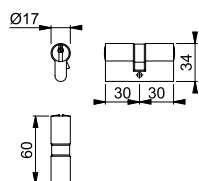
AR-KD-0130

ARRONE Euro profile 6 pin cylinder:

- Cylinder type: Double cylinder
- Keying function: Keyed to differ
- Number of keys: 3 keys cut to differ
- Testing: **BS EN 1303**, **BS EN 1634** Part 1. Assessed for use on 30, 60, 90 and 120 minutes timber fire doors and 240 minutes on steel fire doors.



Product ref.	Article description	Finish	Article no.
AR-KD-0130-AA-MNP	60 mm euro profile double cylinder (30+30)	MNP	87108934
AR-KD-0130-BB-MNP	70 mm euro profile double cylinder (35+35)	MNP	87108936
AR-KD-0130-CC-MNP	80 mm euro profile double cylinder (40+40)	MNP	87108938
AR-KD-0130-CE-MNP	90 mm euro profile double cylinder (40+50)	MNP	87108946
AR-KD-0130-CG-MNP	100 mm euro profile double cylinder (40+60)	MNP	87108948





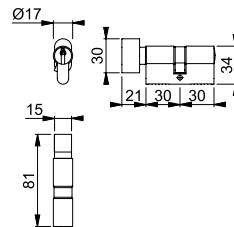
AR-KD-0121

ARRONE Euro profile 6 pin cylinder:

- Cylinder type: Key and turn cylinder
- Keying function: Keyed to differ
- Number of keys: 3 keys cut to differ
- Testing: **BS EN 1303, BS EN 1634** Part 1. Assessed for use on 30, 60, 90 and 120 minutes timber fire doors and 240 minutes on steel fire doors.



Product ref.	Article description	Finish	Article no.
AR-KD-0121-AA-MNP	60 mm euro profile cylinder with oval type turn (30+30)	MNP	87108950
AR-KD-0121-BB-MNP	70 mm euro profile cylinder with oval type turn (35+35)	MNP	87108952
AR-KD-0121-CC-MNP	80 mm euro profile cylinder with oval type turn (40+40)	MNP	87108954





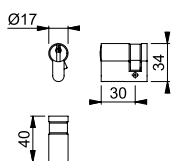
AR-MK-0110

ARRONE Euro profile 6 pin cylinder:

- Cylinder type: Single cylinder
- Keying function: Master keyed
- Number of keys: 2 servant keys
- Testing: **BS EN 1303**, **BS EN 1634** Part 1. Assessed for use on 30, 60, 90 and 120 minutes timber fire doors and 240 minutes on steel fire doors.



Product ref.	Article description	Finish	Article no.
AR-MK-0110-A-MNP	40 mm euro profile single cylinder	MNP	87108332
AR-MK-0110-B-MNP	45 mm euro profile single cylinder	MNP	87108334
AR-MK-0110-C-MNP	50 mm euro profile single cylinder	MNP	87108336



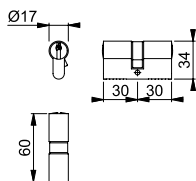
AR-MK-0130

ARRONE Euro profile 6 pin cylinder:

- Cylinder type: Double cylinder
- Keying function: Master keyed
- Number of keys: 2 servant keys
- Testing: **BS EN 1303**, **BS EN 1634** Part 1. Assessed for use on 30, 60, 90 and 120 minutes timber fire doors and 240 minutes on steel fire doors.



Product ref.	Article description	Finish	Article no.
AR-MK-0130-AA-MNP	60 mm euro profile double cylinder (30+30)	MNP	87108338
AR-MK-0130-BB-MNP	70 mm euro profile double cylinder (35+35)	MNP	87108340
AR-MK-0130-CC-MNP	80 mm euro profile double cylinder (40+40)	MNP	87108342
AR-MK-0130-AC-MNP	70 mm euro profile double cylinder (30+40)	MNP	87108344
AR-MK-0130-BD-MNP	80 mm euro profile double cylinder (35+45)	MNP	87108346
AR-MK-0130-BE-MNP	85 mm euro profile double cylinder (35+50)	MNP	87108348
AR-MK-0130-CE-MNP	90 mm euro profile double cylinder (40+50)	MNP	87108350
AR-MK-0130-CG-MNP	100 mm euro profile double cylinder (40+60)	MNP	87108352





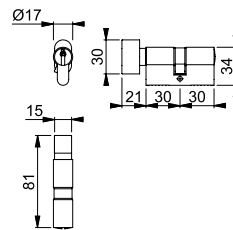
AR-MK-0121

ARRONE Euro profile 6 pin cylinder:

- Cylinder type: Key and turn cylinder
- Keying function: Master keyed
- Number of keys: 2 servant keys
- Testing: **BS EN 1303**, **BS EN 1634** Part 1. Assessed for use on 30, 60, 90 and 120 minutes timber fire doors and 240 minutes on steel fire doors.



Product ref.	Article description	Finish	Article no.
AR-MK-0121-AA-MNP	60 mm euro profile cylinder with oval type turn (30+30)	MNP	87108354
AR-MK-0121-BB-MNP	70 mm euro profile cylinder with oval type turn (35+35)	MNP	87108356
AR-MK-0121-CC-MNP	80 mm euro profile cylinder with oval type turn (40+40)	MNP	87108358





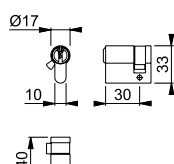
AR-MK-3110

ARRONE Euro profile 6 pin cylinder:

- Cylinder type: Single cylinder
- Keying function: Master keyed
- Number of keys: 2 servant keys
- Testing: **BS EN 1303**, **BS EN 1634** Part 1. Assessed for use on 30 and 60 minute timber fire doors.
- Marine grade surface finishes available



Product ref.	Article description	Finish	Article no.
AR-MK-3110-37-A-MNP	40 mm euro profile single cylinder	MNP	50004906
AR-MK-3110-37-B-MNP	45 mm euro profile single cylinder	MNP	50004955
AR-MK-3110-37-C-MNP	50 mm euro profile single cylinder	MNP	50005005



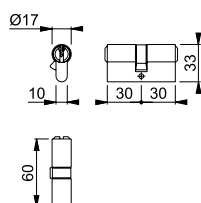
AR-MK-3130

ARRONE Euro profile 6 pin cylinders:

- Cylinder type: Double cylinder
- Keying function: Master keyed
- Number of keys: 2 servant keys
- Testing: **BS EN 1303**, **BS EN 1634** Part 1. Assessed for use on 30, 60, 90 and 120 minutes timber fire doors and 240 minutes on steel fire doors.
- Marine grade surface finishes available



Product ref.	Article description	Finish	Article no.
AR-MK-3130-37-AA-MNP	60 mm euro profile double cylinder (30/30)	MNP	50005054
AR-MK-3130-37-BB-MNP	70 mm euro profile double cylinder (35/35)	MNP	50005108
AR-MK-3130-37-CC-MNP	80 mm euro profile double cylinder (40/40)	MNP	50005157
AR-MK-3130-37-DD-MNP	90 mm euro profile double cylinder (45/45)	MNP	50005200
AR-MK-3130-37-EE-MNP	100 mm euro profile double cylinder (50/50)	MNP	50005255
AR-MK-3130-37-AC-MNP	70 mm euro profile double cylinder (30/40)	MNP	50005583
AR-MK-3130-37-BC-MNP	75 mm euro profile double cylinder (35/40)	MNP	50005637
AR-MK-3130-37-BD-MNP	80 mm euro profile double cylinder (35/45)	MNP	50005686
AR-MK-3130-37-BE-MNP	85 mm euro profile double cylinder (35/50)	MNP	50005735
AR-MK-3130-37-CE-MNP	90 mm euro profile double cylinder (40/50)	MNP	50005789
AR-MK-3130-37-CG-MNP	100 mm euro profile double cylinder (40/60)	MNP	50005832
AR-MK-3130-37-DF-MNP	100 mm euro profile double cylinder (45/55)	MNP	50005881





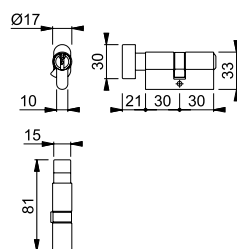
AR-MK-3121

ARRONE Euro profile 6 pin cylinder:

- Cylinder type: Key and turn cylinder
- Keying function: Master keyed
- Number of keys: 2 servant keys
- Testing: **BS EN 1303**, **BS EN 1634** Part 1. Assessed for use on 30 and 60 minute timber fire doors.
- Marine grade surface finishes available



Product ref.	Article description	Finish	Article no.
AR-MK-3121-37-AA-MNP	60 mm euro profile cylinder with oval type turn (30/30)	MNP	50005339
AR-MK-3121-37-BB-MNP	70 mm euro profile cylinder with oval type turn (35/35)	MNP	50005388
AR-MK-3121-37-CC-MNP	80 mm euro profile cylinder with oval type turn (40/40)	MNP	50005431
AR-MK-3121-37-DD-MNP	90 mm euro profile cylinder with oval type turn (45/45)	MNP	50005480
AR-MK-3121-37-EE-MNP	100 mm euro profile cylinder with oval type turn (50/50)	MNP	50005534
AR-MK-3121-37-AC-MNP	70 mm euro profile cylinder with oval type turn (30/40)	MNP	50005935
AR-MK-3121-37-BC-MNP	75 mm euro profile cylinder with oval type turn (35/40)	MNP	50005984
AR-MK-3121-37-BD-MNP	80 mm euro profile cylinder with oval type turn (35/45)	MNP	50006058
AR-MK-3121-37-BE-MNP	85 mm euro profile cylinder with oval type turn (35/50)	MNP	50006101
AR-MK-3121-37-CA-MNP	70 mm euro profile cylinder with oval type turn (40/30)	MNP	50006319
AR-MK-3121-37-CB-MNP	75 mm euro profile cylinder with oval type turn (40/35)	MNP	50006368
AR-MK-3121-37-CE-MNP	90 mm euro profile cylinder with oval type turn (40/50)	MNP	50006162
AR-MK-3121-37-CG-MNP	100 mm euro profile cylinder with oval type turn (40/60)	MNP	50006216
AR-MK-3121-37-DB-MNP	80 mm euro profile cylinder with oval type turn (45/35)	MNP	50006411
AR-MK-3121-37-DF-MNP	100 mm euro profile cylinder with oval type turn (45/55)	MNP	50006265
AR-MK-3121-37-EB-MNP	85 mm euro profile cylinder with oval type turn (50/35)	MNP	50006460
AR-MK-3121-37-EC-MNP	90 mm euro profile cylinder with oval type turn (50/40)	MNP	50006514
AR-MK-3121-37-FD-MNP	100 mm euro profile cylinder with oval type turn (55/45)	MNP	50006617
AR-MK-3121-37-GC-MNP	100 mm euro profile cylinder with oval type turn (60/40)	MNP	50006563



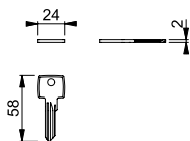


AR0000

ARRONE 6 pin cylinder:

- Key blank

Product ref.	Article description	Article no.
AR0000-CK	Cut key	87108461
AR0000-KB	Key blank	87108462
AR0000-MK	Master control key	87108460
AR0000-SK	Servant key	87108459

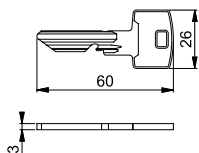


AR-3000

ARRONE Key blank:

- Key type: Master key
- Material: Brass

Product ref.	Article description	Finish	Article no.
AR-3000-MK-37	Master key blank		50007282
AR-3000-SK-37	Servant key		50007336





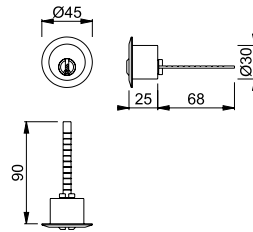
AR-MK-3540

ARRONE 6 pin rim cylinder:

- Cylinder type: Rim cylinder
- Keying function: Master keyed
- Number of keys: 2 servant keys
- Testing: **BS EN 1303**



Product ref.	Article description	Finish	Article no.
AR-MK-3540-37-MNP	Rim cylinder	MNP	50006939



5



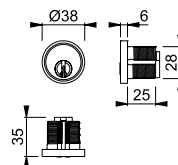
AR-MK-3550

ARRONE 6 pin threaded cylinder:

- Cylinder type: Threaded cylinder
- Keying function: Master keyed
- Number of keys: 2 servant keys
- Testing: **BS EN 1303**



Product ref.	Article description	Finish	Article no.
AR-MK-3550-37-MNP	Round mortice cylinder	MNP	50006988





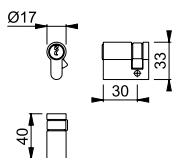
AR-KD/682

ARRONE Euro profile 6 pin cylinder:

- Cylinder type: Single cylinder
- Keying function: Keyed to differ
- Number of keys: 3 keys cut to differ
- Testing: **BS EN 1634** Part 1. Assessed for use on 30, 60, 90 and 120 minutes timber fire doors and 240 minutes on steel fire doors.



Product ref.	Article description	Finish	Article no.
AR-KD/682-40-PB	40 mm euro profile single cylinder	PB	89000183
AR-KD/682-40-MNP	40 mm euro profile single cylinder	MNP	89000190
AR-KD/682-45-PB	45 mm euro profile single cylinder	PB	89000197
AR-KD/682-45-MNP	45 mm euro profile single cylinder	MNP	89000204
AR-KD/682-50-PB	50 mm euro profile single cylinder	PB	89000211
AR-KD/682-50-MNP	50 mm euro profile single cylinder	MNP	89000218



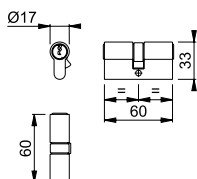
AR-KD/680

ARRONE Euro profile 6 pin cylinder:

- Cylinder type: Double cylinder
- Keying function: Keyed to differ
- Number of keys: 3 keys cut to differ
- Testing: **BS EN 1634** Part 1. Assessed for use on 30, 60, 90 and 120 minutes timber fire doors and 240 minutes on steel fire doors.



Product ref.	Article description	Finish	Article no.
AR-KD/680-60-PB	60 mm euro profile double cylinder	PB	89000071
AR-KD/680-60-MNP	60 mm euro profile double cylinder	MNP	89000078
AR-KD/680-65-PB	65 mm euro profile double cylinder	PB	89000085
AR-KD/680-65-MNP	65 mm euro profile double cylinder	MNP	89000092
AR-KD/680-70-PB	70 mm euro profile double cylinder	PB	89000099
AR-KD/680-70-MNP	70 mm euro profile double cylinder	MNP	89000106
AR-KD/680-75-PB	75 mm euro profile double cylinder	PB	89002534
AR-KD/680-75-MNP	75 mm euro profile double cylinder	MNP	89002541
AR-KD/680-80-PB	80 mm euro profile double cylinder	PB	89000113
AR-KD/680-80-MNP	80 mm euro profile double cylinder	MNP	89000120





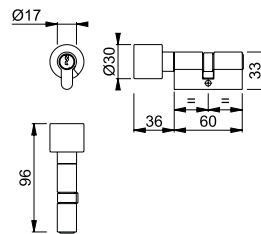
AR-KD/681

ARRONE Euro profile 6 pin cylinder:

- Cylinder type: Key and turn cylinder
- Keying function: Keyed to differ
- Number of keys: 3 keys cut to differ
- Testing: **BS EN 1634** Part 1. Assessed for use on 30, 60, 90 and 120 minutes timber fire doors and 240 minutes on steel fire doors.



Product ref.	Article description	Finish	Article no.
AR-KD/681-60-PB	60 mm euro profile with H-turn cylinder	PB	89000127
AR-KD/681-60-MNP	60 mm euro profile with H-turn cylinder	MNP	89000134
AR-KD/681-70-PB	70 mm euro profile with H-turn cylinder	PB	89000155
AR-KD/681-70-MNP	70 mm euro profile with H-turn cylinder	MNP	89000162
AR-KD/681-80-PB	80 mm euro profile with H-turn cylinder	PB	89000169
AR-KD/681-80-MNP	80 mm euro profile with H-turn cylinder	MNP	89000176



5

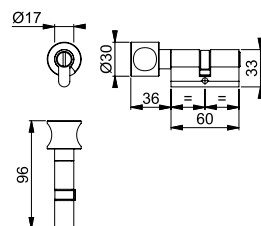


AR-SK/683

ARRONE Euro profile 6 pin cylinder:

- Cylinder type: Key and turn cylinder
- Keying function: Coin release, privacy

Product ref.	Article description	Finish	Article no.
AR-SK/683-60-PB	60 mm euro profile cylinder – privacy turn	PB	89000225
AR-SK/683-60-MNP	60 mm euro profile cylinder – privacy turn	MNP	89000232
AR-SK/683-70-PB	70 mm euro profile cylinder – privacy turn	PB	89000253
AR-SK/683-70-MNP	70 mm euro profile cylinder – privacy turn	MNP	89000255



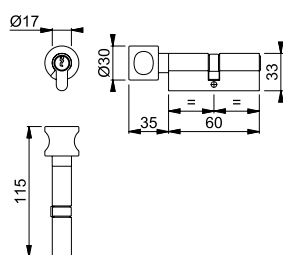


AR-KD/685

ARRONE euro profile privacy turn cylinder:

- 30/30mm inline cylinder with privacy turn
- Euro profile
- 6 pin
- Supplied with 3 keys to differ
- Oval-turn design
- Supplied with 70 mm retainer screw

Product ref.	Article description	Finish	Article no.
AR-KD/685-60-MNP	60 mm euro profile cylinder with oval type turn	MNP	89002877
AR-KD/685-70-MNP	70 mm euro profile cylinder with oval type turn	MNP	50000196



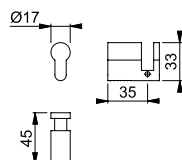
SINGLE DUMMY CYLINDER

ARRONE cylinders:

- Cylinder type: Single cylinder
- Keying function: Dummy
- Number of keys: No Keyway

Product ref.	Article description	Finish	Article no.
AR-491X-A-MNP	Single Euro-Profile dummy cylinder, 40 mm, no keyway, Abus branded	MNP	50012685
AR-491X-B-MNP	Single Euro-Profile dummy cylinder, 45 mm, no keyway, Abus branded	MNP	50012691
AR-491X-C-MNP	Single Euro-Profile dummy cylinder, 50 mm, no keyway, Abus branded	MNP	50012708

AR-KT-0110-B-MNP	40 mm euro profile single cylinder with oval type turn	MNP	87110082
-------------------------	--	-----	----------





AR880

ARRONE single panic bolt:

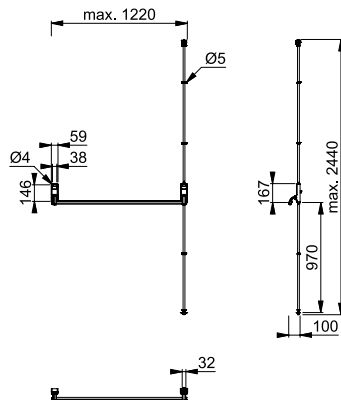
- Maximum door height: 2200 mm (extra length vertical rods available for doors up to 2500 mm high)
- Maximum door width: 1220 mm
- Maximum door weight: 200 kgs
- Fixing: Timber fixing screws supplied (steel door fixings and strike plates available separately)
- Testing: **BS EN1125: 2008** (Classification 3 | 7 | 6 | B | 1 | 4 | 2 | 2 | A | A), **BS EN 1634** Part 1: Assessed for use on 30, 60 and 120 minute timber fire doors and 240 minute steel fire doors
- Certifire approved: CF810, DoP: HUK0022
- CE Marked: AAA005
- **Note: In accordance with the scope of EN 1125, doors up to 2500 mm high and 1300 mm width are covered by the standard. Doors taller or wider than this will not be covered by the standard and the test evidence gained.**



Product ref.	Article description	Finish	Article no.
AR880-SE	Single panic bolt	SE	8510689
AR880-GE	Single panic bolt	GE	8510640

Spare fixings

AR880-FP/SD	Fixing pack for AR880 to suit steel doors	87134581
--------------------	---	----------





AR882

ARRONE single panic latch:

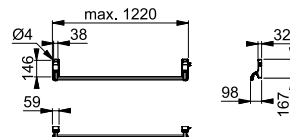
- Maximum door width: 1220 mm
- Maximum door weight: 200 kgs
- Fixing: Timber fixing screws supplied (Steel door fixings and strike plates available separately)
- Testing: **BS EN 1125:2008** (Classification 3 | 7 | 6 | B | 1 | 4 | 2 | 2 | A | A); **BS EN 1634** Part 1. Assessed for use on 30, 60 and 120 minute timber fire doors and 240 minute steel fire doors.
- Certifire approved: CF810; DoP: HUK0022
- CE Marked: AAA005
- **Note: In accordance with the scope of EN 1125, doors up to 1300 mm width are covered by the standard. Doors wider than this will not be covered by the standard and the test evidence gained.**



Product ref.	Article description	Finish	Article no.
AR882-SE	Reversible panic latch	SE	8510934
AR882-GE	Reversible panic latch	GE	8510892

Spare fixings

AR882-FP/SD	Fixing pack for AR882 to suit steel doors	87134588
--------------------	---	----------





AR888

ARRONE combination unit for double rebated doors:

- Maximum door height: 2200 mm (extra length vertical rods available for doors up to 2500 mm high)
- Maximum door width: 1220 mm
- Maximum door weight: 200 kgs
- Fixing: Timber fixing screws supplied (Steel door fixings and strike plates available separately)
- Supplied with "Push Bar To Open" signage
- Testing: **BS EN 1125:2008** (Classification 3 | 7 | 6 | B | 1 | 4 | 2 | 2 | A | A); **BS EN 1634** Part 1. Assessed for use on 30, 60 and 120 minute timber fire doors and 240 minute steel fire doors.
- Certifire approved: CF810; CPR DoP: HUK0022
- CE Marked: AAA005
- **Note: In accordance with the scope of EN 1125, doors up to 2500 mm high and 1300 mm width are covered by the standard. Doors taller or wider than this will not be covered by the standard and the test evidence gained.**

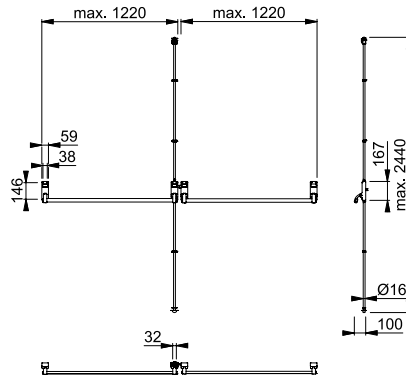


Product ref.	Article description	Finish	Article no.
AR888-SE	Combination unit for double rebated doors	SE	8545563
AR888-GE	Combination unit for double rebated doors	GE	8545570

Spare fixings



AR888-FP/SD	Fixing pack for AR888 to suit steel doors	87134623
--------------------	---	----------





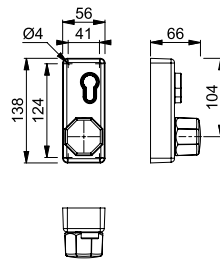
AR886K

ARRONE single hexagonal turn outside access device:

- Maximum door weight: 200 kgs
- Fixing: Timber fixing screws supplied (Steel door fixings available separately)
- Testing: Included as part of both single and double door sets in accordance with the requirements of **BS EN 1125: 2008**, **BS EN 179: 2008**, **BS EN 1634** Part 1: Assessed for use on 30 minute timber fire doors.
- Certifire certificate: CF810; DoP's: HUK0022, HUK0023
- CE Marked: AAA0005, ABB015



Product ref.	Article description	Finish	Article no.
AR886K-SE	Knob type locking attachment – no cylinder	SE	87100226
AR886K-GE	Knob type locking attachment – no cylinder	GE	87100227
AR885K-SE	Knob type locking attachment – with cylinder	SE	87100223



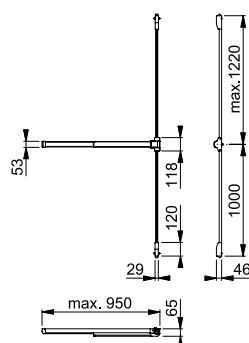
AR8800-2

ARRONE touchbar panic bolt- 2 point:

- Maximum door height: 2200 mm (extra length vertical rods available for doors up to 2500 mm high)
- Total device length: 962mm
- Maximum door weight: 200 kgs
- Fixing: Timber fixing screws supplied (Steel door fixings and strike plates available separately)
- Testing: **BS EN 1125: 2008** (Classification 3 | 7 | 6 | B | 1 | 3 | 2 | 2 | B | A), **BS EN 1634** Part 1: Assessed for use on 30, 60 and 120 minute timber fire doors and 240 minute steel fire doors
- Certifire approved: CF5180, DoP: HUK0036
- CE Marked: AAA5002
- **Note: In accordance with the scope of EN 1125, doors upto 2500 mm high and 1300 mm width are covered by the standard. Doors taller or wider than this will not be covered by the standard and the test evidence gained.**



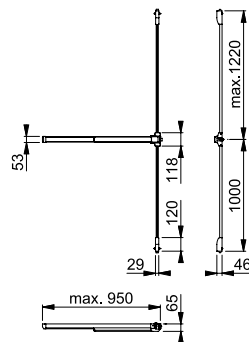
Product ref.	Article description	Finish	Article no.
AR8800-2-SE	Touchbar panic bolt 2 point locking	SE	87134021
AR8800-2-SSS-A2	Touchbar panic bolt 2 point locking	SSS	87134028



AR8800-3

ARRONE touchbar panic bolt- 3 point:

- Maximum door height: 2200 mm (extra length vertical rods available for doors up to 2500 mm high)
- Total device length: 962mm
- Maximum door weight: 200 kgs
- Fixing: Timber fixing screws supplied (Steel door fixings and strike plates available separately)
- Testing: **BS EN1125: 2008** (Classification 3 | 7 | 6 | B | 1 | 3 | 2 | 2 | B | A), **BS EN1634** Part 1: Assessed for use on 30, 60 and 120 minute timber fire doors and 240 minute steel fire doors
- Certifire approved: CF5180, DoP: HUK0036
- CE Marked: AAA5002
- **Note: In accordance with the scope of EN 1125, doors upto 2500 mm high and 1300 mm width are covered by the standard. Doors taller or wider than this will not be covered by the standard and the test evidence gained.**



Product ref.	Article description	Finish	Article no.
AR8800-3-SE	Touchbar panic bolt 3 point locking	SE	87134035
AR8800-3-SSS-A2	Touchbar panic bolt 3 point locking	SSS	87134042



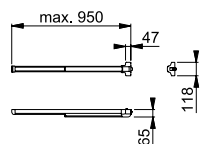
AR8802

ARRONE touchbar single panic latch:

- Total device length: 962mm
- Maximum door weight: 200 kgs
- Fixing: Timber fixing screws supplied (Steel door fixings and strike plates available separately)
- Testing: **BS EN 1125: 2008** (Classification 3 | 7 | 6 | B | 1 | 3 | 2 | 2 | B | A), **BS EN 1634** Part 1: Assessed for use on 30, 60 and 120 minute timber fire doors and 240 minute steel fire doors
- Certifire approved: CF5180, DoP: HUK0036
- CE Marked: AAA5002
- **Note: In accordance with the scope of EN 1125, doors up to 1300 mm width are covered by the standard. Doors wider than this will not be covered by the standard and the test evidence gained.**



Product ref.	Article description	Finish	Article no.
AR8802-SE	Reversible touchbar panic latch	SE	87134007
AR8802-SSS-A2	Reversible touchbar panic latch	SSS	87134014





AR8805 & AR8806

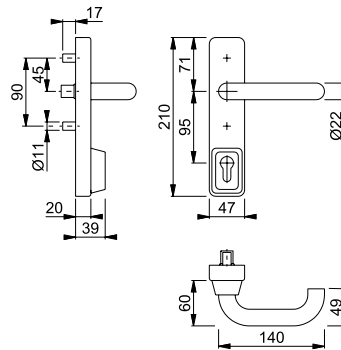
ARRONE touchbar lever operated outside access device:

- Maximum door weight: 200 kgs
- Fixing: Timber fixing screws supplied (Steel door fixings available separately)
- Testing: Included as part of both single and double door sets in accordance with the requirements of **BS EN 1125: 2008, BS EN 1634** Part 1: Assessed for use on 30 and 60 minute timber fire doors
- Certifire certificate: CF5180, CF810, DoP's: HUK0022, HUK0023, HUK0036
- CE Marked: AAA5002, AAA0005, ABB015



Product ref.	Article description	Finish	Article no.
AR8806-SE	External locking attachment without cylinder	SE	87138402
AR8806-SSS-A2	External locking attachment without cylinder	SSS	87134070
AR8805-SE	External locking attachment without cylinder	SE	87138388
AR8805-SSS	External locking attachment without cylinder	SSS	87134063

AR8806-Fix-Pack	Backing plate (required fixing pack), in combination with AR882 and AR888 necessary	50001413
------------------------	---	----------



* Suitable for use with the ARRONE panic and emergency exit hardware range (AR882, AR888-panic latch, AR8800, AR8802 and AR8808). Tested as part of both single and double door sets in accordance with BS EN1125:2008. Requires backplate fixing pack for use with AR800 Series crossbar devices.

Spare Parts

Product ref.	Article description	Finish	Article no.
AR887-SE	Double door strike silver	SE	8511193
AR887-GE	Double door strike gold	GE	8511186
AR880-AS	Activator spring for PanicUnit		87100556
AR880-BG	Vertical shoot bolt guides		87100546
AR880-BP	Vertical shootbolt bottom plug		87100552
AR880-BS	Bottom strike for ARRONE panic		87100555
AR880-ELTS-SE	2 m extended top bar silver	SE	8510619
AR880-FP	Fixing pack to suit AR880		87100548
AR880-HB-SE	Horizontal bar only - Silver	SE	87100628
AR880-SP	Horizontal bar side plug (pack of 2)		87100553
AR880-SVS	Vertical shoot bolt rod		87104005
AR880-TS	Top strike for ARRONE panic		87100554
AR880-TT	Top trip for ARRONE panic		87100545
AR880-TTP	Top trip plug for ARRONE panic		87100547
AR-Latch-Strike	Spare Strikeplate Pack		87138773
AR-887-SE	Double door strike	SE	8511193
AR-887-GE	Double door strike	GE	8511186
AR8806-FP	Backing plate pack t/s AR882/AR8806		50001413
AR8800-EXT-ROD	Spare extended vertical rod		50010530
AR8800-RC-SSS	Rod cover - pair t/s touchbar	SSS	87138738
AR8800-RC-BL	Rod cover - pair t/s touchbar	BL	87138745
AR8800-RC-SE	Rod cover - pair t/s touchbar	SE	87138752
AR8800-ROD	Spare vertical rod		87138759
AR8800-GUIDE	Spare vertical rod guide		87138766
AR8802-LATCH-STRIKE	Spare strikeplate pack		87138773
AR8800-PULL-STRIKE	Spare strikeplate pack		87138780
AR8800FP	Spare fixing pack		87138787
AR8800-PULLMAN-SSS	Spare pullman latch pack	SSS	87138794
AR8800-PULLMAN-BL	Spare pullman latch pack	BL	87138801
AR8800-PULLMAN-SE	Spare pullman latch pack	SE	87138808

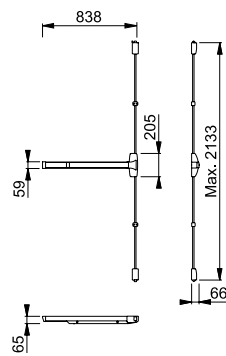
AR9900F

ARRONE vertical rod device:

- Function: Vertical bolt panic touchbar
- Material: Steel
- Device type: Touch bar
- UL Listed: UL10C fire rated upto 3 hours; ANSI Grade 1



Product ref.	Article description	Finish	Article no.
AR9900F-36-689-SE	Vertical rod exit device	SE	50011066
AR9900F-36-630-SSS	Vertical rod exit device	SSS	50011078
AR9900F-LBR-36-689-SE	Vertical rod exit device - less bottom rod	SE	50011121
AR9900F-LBR-36-630-SSS	Vertical rod exit device - less bottom rod	SSS	50011133



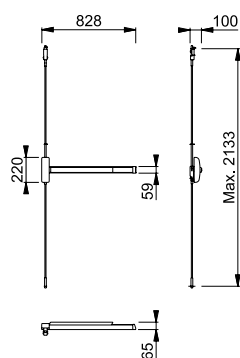
AR9900F-C

ARRONE touchbar concealed vertical rod exit device:

- Maximum door height: 2100 mm
- Maximum door width: 900 mm
- Fixing: Timber and steel door fixing screws supplied
- Testing: UL listed, ANSI grade 1; UL10C fire rated



Product ref.	Article description	Finish	Article no.
AR9900F-C-SD-36-689-SE	Concealed vertical rod exit device	SE	50011085
AR9900F-C-SD-36-630-SSS*	Concealed vertical rod exit device	SSS	50011091
AR9900F-C-WD-36-689-SE	Concealed vertical rod exit device	SE	50011108
AR9900F-C-WD-36-630-SSS*	Concealed vertical rod exit device	SSS	50011115





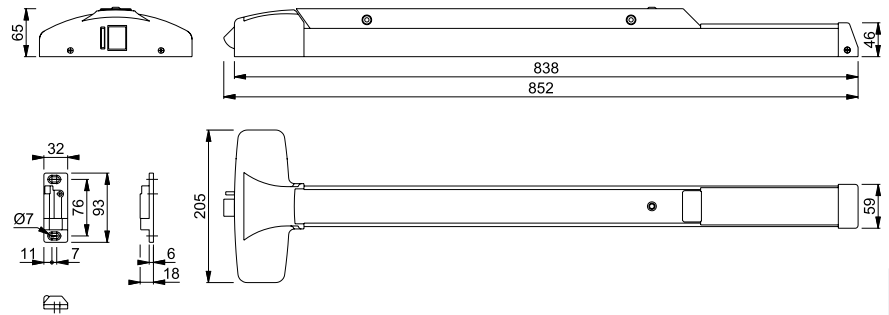
AR9902F

ARRONE touchbar horizontal mortise rim latch operator:

- Maximum door height: 2100 mm
- Maximum door width: 900 mm
- Fixing: Timber and steel door fixing screws supplied
- Testing: UL listed; UL10C fire rated



Product ref.	Article description	Finish	Article no.
AR9902F-36-689-SE	Rim latch operator	SE	50011145
AR9902F-36-630-SSS	Rim latch operator	SSS	50011157



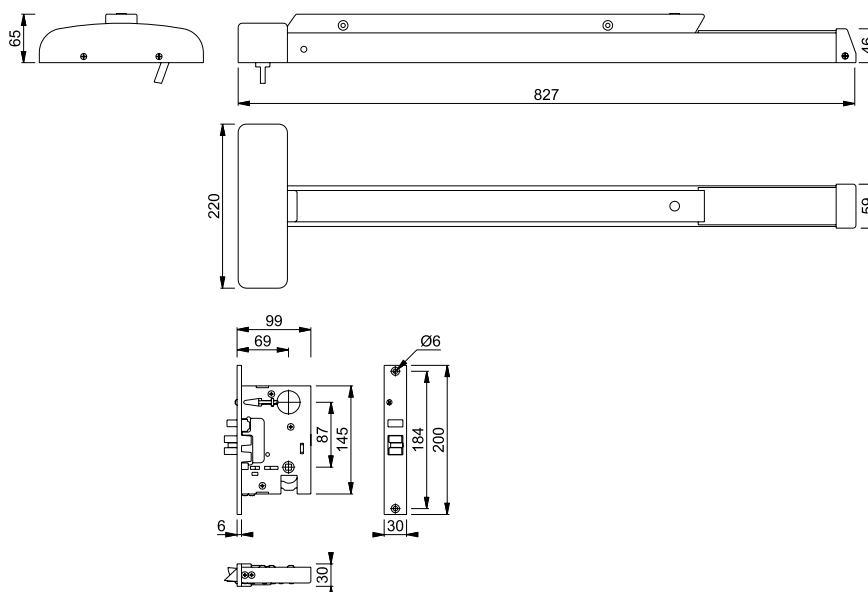
AR9902F-MLO

ARRONE horizontal mortise rim latch operator:

- Function: Latch bolt operation from mortice lock
- Suitable for use on doors up to 900 mm width
- Steel (SE finish) or stainless steel (SSS) body material options
- Zinc material cover
- Supplied with fixings for use on timber or steel doors
- Testing: UL listed, ANSI grade 1, UL10C fire rated



Product ref.	Article description	Finish	Article no.
AR9902F-MLO-36-689-SE	Mortise rim latch operator	SE	50011169
AR9902F-MLO-36-630-SSS*	Mortise rim latch operator	SSS	50011170





7

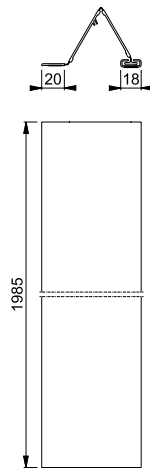


AR1985

ARRONE finger protection guard:

- Material: PVC (vinyl)
- Fixing: Self adhesive
- Hinge cavity side fitting
- Available for open hinge face & hinge pin side
- Supplied in 1,985 mm lengths

Product ref.	Article description	Finish	Article no.
AR-HC-1985-MAHOGANY	Finger protection guard, hinge open face	Mahogany	50004414
AR-HC-1985-BEECH	Finger protection guard, hinge open face	Beech	50004402
AR-HP-1985-MAHOGANY	Finger protection guard, hinge pin side	Mahogany	50004438
AR-HP-1985-BEECH	Finger protection guard, hinge pin side	Beech	50004426



Door Finger Protector:
A product specifically designed to protect against injury caused by trapped fingers in the hinge stile of a closing door. The number of cases involving medical intervention runs to tens of thousands per year with the youngest children most vulnerable.



MAHOGANY

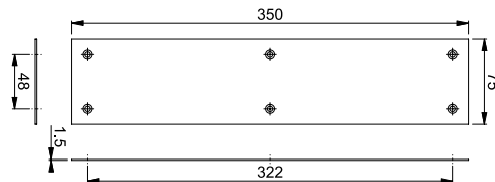
AR324, AR325 & AR425

ARRONE stainless steel finger plate:

- Square corner



Product ref.	Article description	Finish	Article no.
AR324C-SSS	75 mm x 350 mm square end, radiused corner, drilled and countersunk, finger plate	SSS	8506188
AR324D-SSS-A2	100 mm x 300 mm square end, radiused corner, drilled and countersunk, finger plate	SSS	89001352
AR324E-SSS-A2	100 mm x 400 mm square end, radiused corner, drilled and countersunk, finger plate.	SSS	50002958
AR325-SSS-A2	Kicking plate (cut to order)	SSS	on request
AR325-PSS-A2	Kicking plate (cut to order)	PSS	on request
AR425-PB	Kicking plate (cut to order)	PB	on request



Other sizes available to special order.

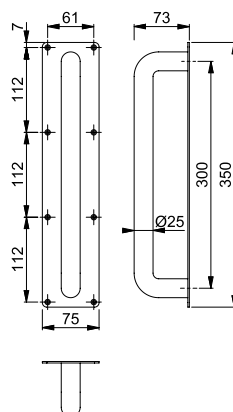
AR9625

ARRONE pull handle on plate:

- Face fixing
- Material: Stainless steel



Product ref.	Article description	Finish	Article no.
AR9625/324C-SSS-A2	Face fix pull handle on plate, 25 mm diameter pull handle, 300 mm centres on face fixed 75 x 350 mm drilled and countersunk fingerplate	SSS	50000810



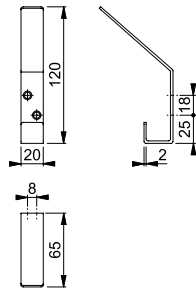


AR317, AR318, AR319

ARRONE hat and coat hook:

- Strip pattern hat and coat hook

Product ref.	Article description	Finish	Article no.
AR317-SSS	Hat and coat hook	SSS	8506013
AR318-SSS	Buffered hat and coat hook	SSS	8506027
AR319-SSS	Wardrobe hook	SSS	8506041



AR539D Fire Rated Door Viewer



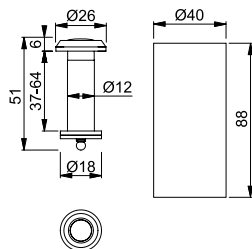
ARRONE fire rated door viewer:

- Material: Brass
- 176° or 200° viewing angle
- Fixing: Morticed
- Testing: Included in a successful fire test to **BS EN 1634** Part 1. Assessed for use on 30 and 60 minutes timber fire doors.



Product ref.	Article description	Finish	Article no.
AR539D-FR-PB	176° Fire Rated Door Viewer, 37-64mm DT	PB	50010979
AR539D-FR-PC	176° Fire Rated Door Viewer, 37-64mm DT	PC	50010980

AR539D-PB	176° Door Viewer, 37-64mm DT	PB	50010955
AR539D-PC	176° Door Viewer, 37-64mm DT	PC	50010967
AR/INT-539	Door Viewer Intumescent Kit, to suit 37-88 mm Door Viewers	N/A	50010992





AR539E Fire Rated Door Viewer

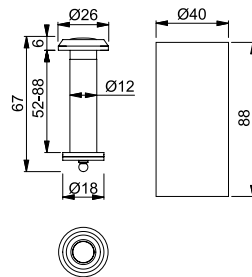
ARRONE fire rated door viewer:

- Material: Brass
- Fixing: Morticed
- 176° or 200° viewing angle
- Testing: Included in a successful fire test to **BS EN 1634** Part 1. Assessed for use on 30 and 60 minutes timber fire doors.



Product ref.	Article description	Finish	Article no.
AR539E-FR-PB	200° Fire Rated Door Viewer, 50-88mm DT	PB	50011005
AR539E-FR-PC	200° Fire Rated Door Viewer, 50-88mm DT	PC	50011017

AR539E-PB	200° Door Viewer, 50-88mm DT	PB	50011029
AR539E-PC	200° Door Viewer, 50-88mm DT	PC	50011030
AR/INT-539	Door Viewer Intumescent Kit, to suit 37-88 mm Door Viewers	N/A	50010992



7



AR539F Door Viewer

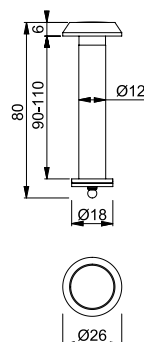
ARRONE fire rated door viewer:

- Material: Brass
- Fixing: Morticed
- 176° or 200° viewing angle

Testing: Included in a successful fire test to **BS EN 1634** Part 1. Assessed for use on 30 and 60 minutes timber fire doors.



Product ref.	Article description	Finish	Article no.
AR539F-PB	200° Door Viewer, 90-110mm DT	PB	50011923
AR539F-PC	200° Door Viewer, 90-110mm DT	PC	50011905



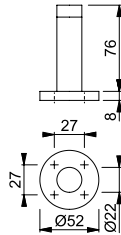


AR934A

ARRONE stainless steel wall fix door stop on rose:

- With attached rubber buffer
- Fixing: concealed, multi-purpose screws

Product ref.	Article description	Finish	Article no.
AR934A-SSS	76 mm projection, concealed fixing on wall or skirting door stop	SSS	89001806

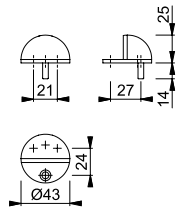


AR934E

ARRONE stainless steel floor fix door stop:

- With one-sided rubber buffer
- Fixing: visible, multi-purpose screw and plastic dowel

Product ref.	Article description	Finish	Article no.
AR934E-SSS	Ø 42 mm x 25 mm shielded door stop	SSS	89001799

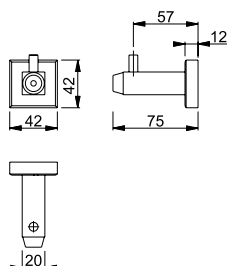


AR321 & AR322

ARRONE heavy duty hat and coat hook:

- Grade 304 stainless steel material
- Square shaped body
- 75 mm length
- Neoprene buffer
- Square rose
- Concealed fixing

Product ref.	Article description	Finish	Article no.
AR321-SSS-A2	66 mm square hat and coat hook	SSS	50009680
AR322-SSS-A2	66 mm square hat and coat hook, buffered	SSS	50009692





AR334B

ARRONE stainless steel wall fix door stop:

- With attached rubber buffer
- Fixing: concealed, multi-purpose screw

Product ref.	Article description	Finish	Article no.
AR334B-SSS	75 mm projection, secret fixing door stop	SSS	8506342
AR334B-SSS-A4	76 mm projection, secret fixing door stop	SSS	50000238

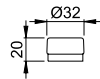


AR334C

HOPPE stainless steel wall fix door stop:

- With attached rubber buffer
- Fixing: concealed, multi-purpose screw and plastic dowel

Product ref.	Article description	Finish	Article no.
AR334C-SSS	Ø 30 mm x 15 mm door stop	SSS	606511



AR334F

ARRONE stainless steel floor fix door stop:

- With rubber buffer ring
- Fixing: concealed, hanger bolt and plastic dowel

Product ref.	Article description	Finish	Article no.
AR334F-SSS	Ø 30 mm x 50 mm dome shaped door stop	SSS	87104404



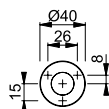


AR334G

ARRONE stainless steel floor fix door stop:

- With rubber buffer ring
- Fixing: concealed, Fixing: concealed, multi-purpose screws

Product ref.	Article description	Finish	Article no.
AR334G-SSS-A4	Ø 40 mm x 18 mm door stop	SSS	50000245



AR934H

ARRONE door stop:

- Round pattern door stop
- Fixing: Floor mounted with buffer
- Material: Grade 304 stainless steel

Product ref.	Article description	Finish	Article no.
AR934H-SSS-A2	Ø 34 mm x 40 mm door stop	SSS	50013002



AR334H

ARRONE stainless steel floor fix door stop:

- With rubber buffer ring
- Fixing: concealed, expanding anchor bolt M16

Product ref.	Article description	Finish	Article no.
AR334H-SSS-ANC-A4	Ø 39 mm x 38,5 mm door stop	SSS	50000986



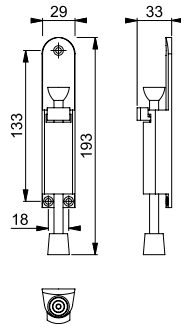


AR429

ARRONE foot operated door holder:

- Door mounted with buffer
- Fixing: Wood screw
- Material: Zinc Alloy

Product ref.	Article description	Finish	Article no.
AR429-SNP	Ø 153 mm x 30 mm door stop	SNP	50014335
AR429-PBR	Ø 153 mm x 30 mm door stop	PBR	50014626



7

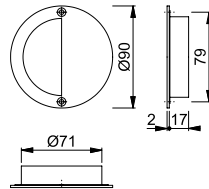


AR323A

ARRONE flush pull:

- Circular flush pull

Product ref.	Article description	Finish	Article no.
AR323A-SSS	Circular flush pull Ø 90 mm	SSS	87104398

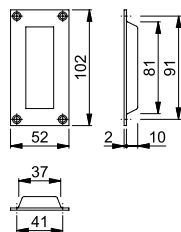


AR323B

ARRONE flush pull:

- Rectangular flush pull

Product ref.	Article description	Finish	Article no.
AR323B-SSS	Rectangular flush pull 102 mm x 45 mm	SSS	87104400





AR903M

ARRONE stainless steel information sign:

- with pictogram
- 76 mm diameter

Product ref.	Article description	Finish	Article no.
AR903M-SSS	Ø 76 mm male WC sign	SSS	8511368



AR903F

ARRONE stainless steel information sign:

- with pictogram
- 76 mm diameter

Product ref.	Article description	Finish	Article no.
AR903F-SSS	Ø 76 mm female WC sign	SSS	8511340



AR903D

ARRONE stainless steel information sign:

- with pictogram
- 76 mm diameter

Product ref.	Article description	Finish	Article no.
AR903D-SSS	Ø 76 mm wheelchair accessible WC sign	SSS	8511312



AR903U

ARRONE stainless steel information sign:

- with pictogram
- 76 mm diameter

Product ref.	Article description	Finish	Article no.
AR903U-SSS	Ø 76 mm unisex WC sign	SSS	87100985



AR911

ARRONE stainless steel information sign:

- with lettering and pictogram
- 76 mm diameter

Product ref.	Article description	Finish	Article no.
AR911-SSS	Ø 76 mm circular shower symbol	SSS	87105704



AR913

ARRONE stainless steel information sign:

- with lettering and pictogram
- 76 mm diameter

Product ref.	Article description	Finish	Article no.
AR913-SSS	Ø 76 mm circular baby change symbol	SSS	87105708

7

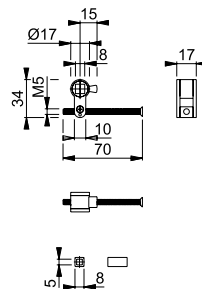


AR-EURO/WC

ARRONE keyway conversion kit:

- Follower size: 8 mm
- Material: Steel

Product ref.	Article description	Finish	Article no.
AR-EURO/WC-CYL-8/5	Keyway conversion kit	SNP	50009564



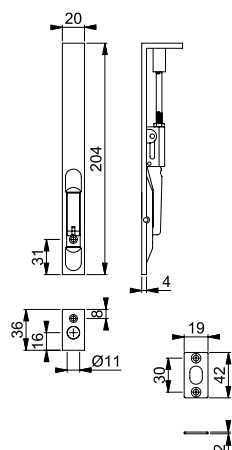


AR926B

ARRONE flush bolt:

- Lever action

Product ref.	Article description	Finish	Article no.
AR926B-SSS	200 mm x 20 mm solid lever action flush bolt for timber doors	SSS	89001813

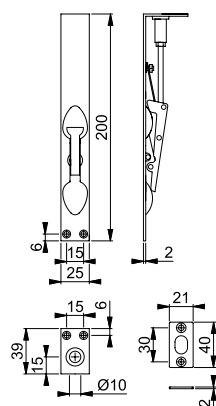


AR926C

ARRONE flush bolt:

- Lever action

Product ref.	Article description	Finish	Article no.
AR926C-SSS	200 mm x 25 mm lever action flush bolt for timber doors	SSS	89002786
AR926C-PVD	200 mm x 25 mm lever action flush bolt for timber doors	PVD	50000767





AR326M

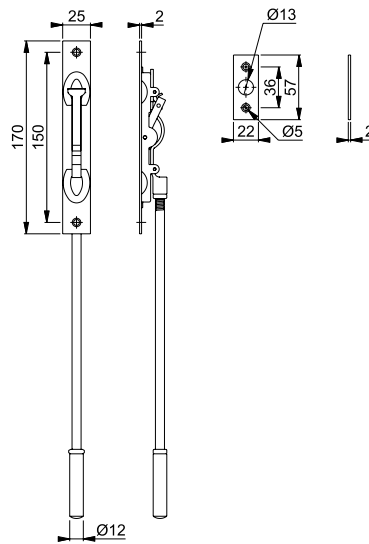
ARRONE flush bolt:

- Fixing: Self-tapping screws and machine screws

Product ref.	Article description	Finish	Article no.
AR326M-SSS-A2	Flush bolt for metal doors, with 2 strike plates.	SSS	50004530
AR326M-336-SSS-Q	Flush bolt KIT for metal-doors 2xAR326M, 1xAR336, 270 mm rod, A2.	SSS	50001085

Optional rod length (bolt head not included)

AR326-ROD-600	600 mm rod (M8) only	87135994
AR326-ROD-1000	1000 mm rod (M8) only	7061864

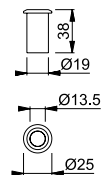


AR336

ARRONE flush bolt:

- Dust excluding socket

Product ref.	Article description	Finish	Article no.
AR336-SSS	Dust excluding socket, aperture Ø 13,5 mm	SSS	87109998





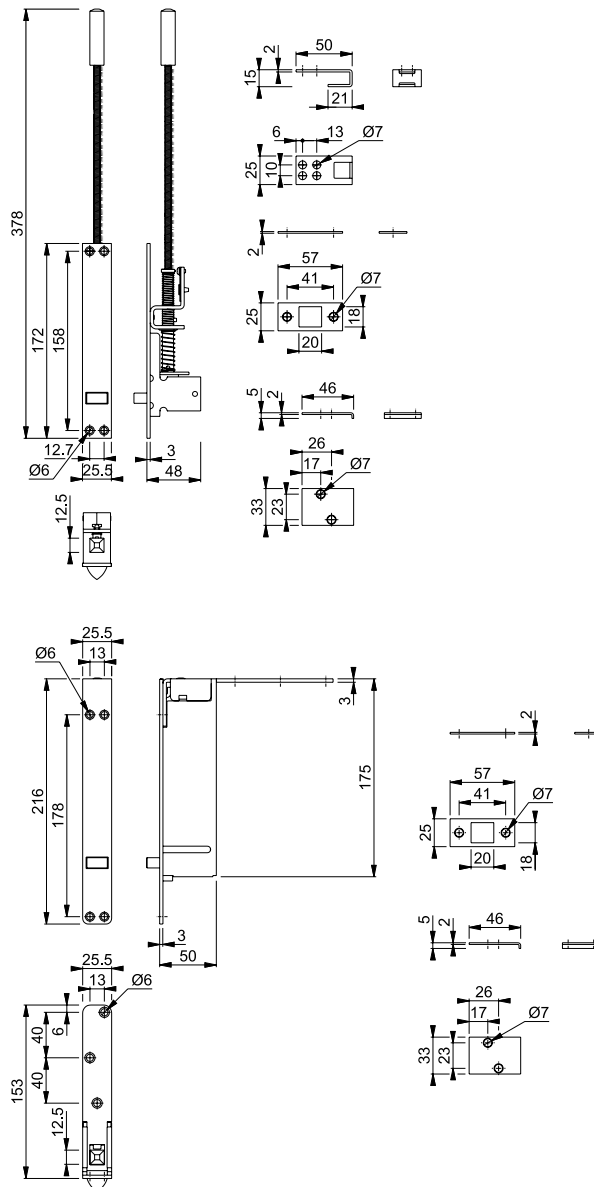
AR9326 & AR9326M

ARRONE flush bolt:

- 25 mm x 170 mm
- Grade 304 Stainless Steel
- 20 mm bolt throw
- UL Rated
- Lever action
- Square end
- Supplied with fixings for metal doors/ timber doors



Product ref.	Article description	Finish	Article no.
AR9326-630-SSS	Automatic flush bolt for timber doors.	SSS	50009060
AR9326M-630-SSS	Automatic flush bolt for metal doors.	SSS	50009072



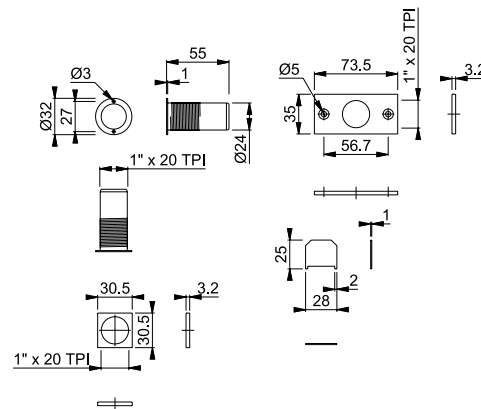


AR9336

ARRONE flush bolt:

- Dust excluding socket
- Brass material
- 24.5 mm diameter
- 55 mm length

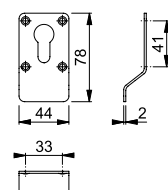
Product ref.	Article description	Finish	Article no.
AR9336-619-SNP	Dust excluding socket	SNP	50009084



AR306

ARRONE cylinder pull:
Euro profile cylinder pull

Product ref.	Article description	Finish	Article no.
AR306P-SSS	Plain pull	SSS	8505824
AR306S-SSS	Cylinder pull for standard rim cylinder	SSS	8505838
AR306YP-SSS	Cylinder pull for euro profile cylinder	SSS	8505866



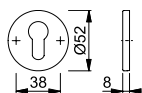


AR961

ARRONE escutcheon:

- Euro profile escutcheon 8mm
- Fixing: 4x20 mm screws
- Material: Grade 304 stainless steel

Product ref.	Article description	Finish	Article no.
AR961/27-SSS-O	Euro profile escutcheon, 8mm Rose	SSS	50014730
AR961/67-SSS	Euro profile escutcheon, 6mm Rose	SSS	87109377
AR961/29-SSS-A2-O	Indicator & large turn, 8mm Rose	SSS	50014614
AR961/29-PVD/PBR-A2-O	Indicator & large turn, 8mm Rose	PB	50014638





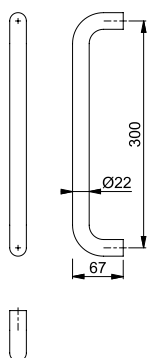


AR3616

ARRONE stainless steel straight pull handle (exterior):

- Fixing: pull handle fixing system no. BS13-C

Product ref.	Article description	Finish	Article no.
AR3616/22/300BF-SSS	22 mm x 300 mm bolt through fixing pull handle	SSS	87102816
AR3616/22/425BF-SSS	22 mm x 425 mm bolt through fixing pull handle	SSS	87104522
AR3616/22/600BF-SSS	22 mm x 600 mm bolt through fixing pull handle	SSS	87104524

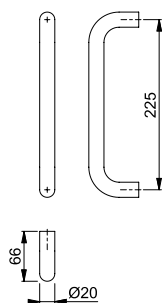


AR3616

ARRONE stainless steel straight pull handle pair:

- Fixing: pull handle fixing system no. BS12-B

Product ref.	Article description	Finish	Article no.
AR3616/225BB-SSS	20 mm x 225 mm back-to-back fixing pull handle	SSS	87100924
AR3616/300BB-SSS	20 mm x 300 mm back-to-back fixing pull handle	SSS	87100926
AR3616/425BB-SSS	20 mm x 425 mm back-to-back fixing pull handle	SSS	87104516
AR3616/600BB-SSS	20 mm x 600 mm back-to-back fixing pull handle	SSS	87104520



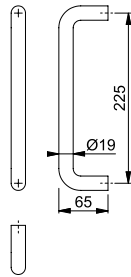


AR9616

ARRONE pull handle:

- Bolt through fixing
- Bolt type: M8 (suitable for timber doors with max. 54 mm thickness)
- Material: Stainless steel

Product ref.	Article description	Finish	Article no.
AR9616/225BF-SSS	19 mm x 225 mm bolt through fixing pull handle	SSS	87109380
AR9616/300BF-SSS	19 mm x 300 mm bolt through fixing pull handle	SSS	87109381
AR9616/425BF-SSS	19 mm x 425 mm bolt through fixing pull handle	SSS	87109382
AR9616/300BB-SSS	19 mm x 300 mm back-to-back fixing pull handle	SSS	87109384
AR9616/600BF-SSS	19 mm x 600 mm back-to-back fixing pull handle	SSS	50009436
AR9616/30/300BF-SSS	30 mm x 300 mm back-to-back fixing pull handle	SSS	50013525
AR9616/30/300BB-SSS	30 mm x 300 mm back-to-back fixing pull handle	SSS	50013531
AR9616/600BB-SSS	19 mm x 600 mm back-to-back fixing pull handle	SSS	50013543
AR9616/150BF-SSS	19 mm x 150 mm back-to-back fixing pull handle	SSS	50013555



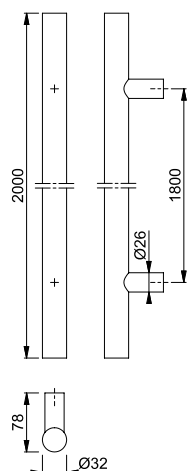


AR9626

ARRONE stainless steel entrance pull handle :

- Material: Grade 304 stainless steel
- Handle Diameter: 32mm
- Fixing: Bolt through type M8 machine screw
- To suit Door thickness: 44-54mm

Product ref.	Article description	Finish	Article no.
AR9626/1800BF-SSS	1800mm Centres, Bolt Fix	SSS	50013567
AR9626/1800BB-SSS	1800mm Centres, Back to Back Fix	SSS	50013579



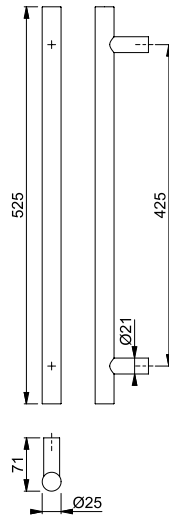


AR3625

ARRONE pull handle:

- Bolt through fixing
- Bolt type: M8 (suitable for timber doors with max. 54 mm thickness)
- Material: Stainless steel

Product ref.	Article description	Finish	Article no.
AR3625/425BF-SSS	25 mm x 425 mm front entrance straight pull handle bolt fix	SSS	87109053
AR3625/600BF-SSS	25 mm x 600 mm front entrance straight pull handle bolt fix	SSS	87109054
AR3625/1000BF-SSS	25 mm x 1000 mm front entrance straight pull handle bolt fix	SSS	87109055
AR3625/600BB-SSS	25 mm x 600 mm front entrance straight pull handle back-to-back fix	SSS	87109057
AR3625/1000BB-SSS	25 mm x 1000 mm front entrance straight pull handle back-to-back fix	SSS	87109058

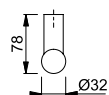
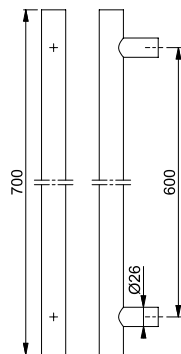


AR3626

ARRONE cranked front entrance pull handle:

- Bolt through fixing
- Bolt type: M8 (suitable for timber doors with max. 54 mm thickness)
- Material: Stainless steel

Product ref.	Article description	Finish	Article no.
AR3626/600BF-SSS	32 mm x 600 mm front entrance straight pull handle bolt fix	SSS	87109060
AR3626/1200BF-SSS	32 mm x 1200 mm front entrance straight pull handle bolt fix	SSS	87109061
AR3626/1800BF-SSS	32 mm x 1800 mm front entrance straight pull handle bolt fix	SSS	87109062
AR3626/600BB-SSS	32 mm x 600 mm front entrance straight pull handle back-to-back fix	SSS	87109063
AR3626/1200BB-SSS	32 mm x 1200 mm front entrance straight pull handle back-to-back fix	SSS	87109064
AR3626/1800BB-SSS	32 mm x 1800 mm front entrance straight pull handle back-to-back fix	SSS	87109065














HOPPE General Information and Product Range



Overview of attributes and logos


Brand, special and product attributes of the “HOPPE – Handle of excellence.” brand, certification marks

Regarding the “HOPPE – Handle of excellence.” brand product, the following product features are distinguished:

Denomination	Description	Attribute
Brand attributes	<ul style="list-style-type: none"> distinguish all HOPPE products convey the brand promise: <ul style="list-style-type: none"> – 10-year guarantee on mechanical operation – Made in Europe – DIN EN ISO 14001 Environmentally-considerate manufacturing 	 10-year guarantee on mechanical operation  Made in Europe  DIN EN ISO 14001 Environmentally-considerate manufacturing
Special attributes	<ul style="list-style-type: none"> underline a unique selling proposition or an essential additional benefit of the HOPPE brand product 	 
Special logo	<ul style="list-style-type: none"> distinguishes HOPPE products that feature the HOPPE Compact System. 	
Product attributes	<ul style="list-style-type: none"> present important information on a product or a benefit of the product are identified with the pictograms designed by HOPPE 	 Category of use grade 2 (3, 4) to DIN EN 1906  Stainless steel  Corrosion resistance EN 1670 (grade 4)  Corrosion resistance EN 1670 (grade 5)
Certification marks	<ul style="list-style-type: none"> identify the products that have been checked by a certification body are known trademarks apply internationally and regionally 	 Security door handle sets according to DIN 18257, certified by PIV CERT

HOPPE divides its product range into three lines based on the customers' different requirements in price and perception of value – **duravert**[®], **duraplus**[®] and **duranorm**[®]. The purpose behind this is to enable you, our partners, to get a better overview of our product range and to make it easier for you to find the right handle of excellence.

Whatever the differences, all three product lines have one thing in common: the proverbial HOPPE quality.





HOPPE's operational guarantee

According to **HOPPE, a brand name product** keeps its promise of quality to the enduser. As a way of ensuring this, HOPPE gives a **10-year guarantee on the mechanical operation** on all door and window handles (as long as the respective assembly and maintenance guidelines are fulfilled; please see "Guarantee" on page 201).

HOPPE brand name products undergo numerous tests to ensure flawless operation. Static impact tests and durability tests are also made depending on the product type. These closely reflect the everyday knocks hardware has to take and extend beyond the tests and requirements of DIN EN 1906 or RAL-GZ 607/9.

Whereas for DIN EN 1906 and RAL-GZ 607/9 hardware is tested in isolation, HOPPE, more realistically, conducts operational tests on the door and window itself. This means that not just the function, but also the durability of the attachment between hardware and door or window, too, is tested.

HOPPE realistically tests door and window handles in situ, – on doors and windows.



With the **10-year guarantee on the mechanical operation**, HOPPE extends way beyond the statutory 4 years of European regulations.

The next page gives you an overview of the operational guarantee tests made by HOPPE.

1. Tests on door handles

There are two durability grades for door handles in DIN EN 1906 necessitating durability tests with various test cycles.

- **Grade 6:**

Medium frequency of use, for residential hardware: 100,000 test cycles (1 test cycle = once opening and closing of a door).

- **Grade 7:**

High frequency of use, for non-residential hardware: 200,000 test cycles.

Application-related standards are set for the HOPPE guarantee on the mechanical operation. In all durability tests, the door handles are tested on the doors themselves. Residential hardware is tested in **182,500** operational cycles (1 cycle = 1 x opening and closing the door) and handles for non-residential use are tested in **255,500** operational cycles. This is the equivalent of 50 or 70 operational cycles a day over a period of 10 years. Neither the door handle itself, nor any part of it, must become loose during the course of the test. The sets are then tested for their stability, ensuring they work flawlessly.

10
HOPPE test criteria

182,500 operational test cycles **on the door**

255,500 operational test cycles **on the door**

2. Tests on window handles

RAL-GZ 607/9 prescribes 10,000 turn/tilt test cycles in durability tests for window handles.

HOPPE, again, tests in an application-related way. In tests for the operational guarantee, HOPPE window handles undergo a **15,000** turn/tilt cycle test on the window itself. This is the equivalent to 4 x opening and closing plus 4 x tilting and closing per day over 10 years (1 turn/tilt cycle = 1 x opening and closing of the window plus 1 x tilting and closing of window). The window handles are then tested for their stability to ensure perfect operation.

10
HOPPE test criteria

15,000

- operational test cycles
- **on the window**

**Still the Handle of Excellence,
even after 10 years' hard use!**

DIN EN 1906 – European and German standardisation for hardware



For the purposes of European standardisation, EN 1906 has been worked out to specify the requirements and test methods for door handles and knobs. It was implemented as a European standard in October 2001. After several revisions it is currently valid as EN 1906:2012.

The DIN EN 1906 only defines performance parameters while the dimensions of the hardware is not taken into account. It introduces a classification code system, allowing products to be compared. This European Standard specifies test methods and requirements for spindle and fastening elements, operating torques, permissible free play and safety, free angular movement and misalignment durability, static strength and corrosion resistance for sprung and unsprung handles and knobs for doors on backplates or roses. Requirements and test methods are structured in such a way that everyday use is simulated:

1	2	3	4	5	6	7	8
Category of use	Durability	Door mass	Fire resistance	Safety	Corrosion resistance	Security	Type of operation

Meaning of the numbers in the classification key:

Classification key	Grades	Description of grades
1. digit: Category of use	1-4	more information on p. 155
2. digit: Durability	6 or 7	6 = 100,000 cycles 7 = 200,000 cycles
3. digit: Door mass	no classification	
4. digit: Fire resistance <i>(You can find further information about fire resistance on p. xxx)</i>	0, A, A1, B, B1, C, C1, D or D1	0 = Not approved for use on fire/smoke door assemblies A = Suitable for use on smoke door assemblies A1 = Suitable for use on smoke door assemblies (tested with 200,000 test cycles on a test door) B = Suitable for use on fire/smoke door assemblies (tested with 200,000 test cycles) B1 = Suitable for use on fire/smoke door assemblies (tested with 200,000 test cycles on a test door) C = Suitable for use on smoke and fire-resistant doors with requirements for fire-resistant dividers in backplate, door rose and escutcheon C1 = Suitable for use on smoke and fire-resistant doors with requirements for fire-resistant dividers in backplate, door rose and escutcheon (tested with 200,000 test cycles on a test door) D = Suitable for use on fire/smoke door assemblies with require for a steel core in the handle D1 = Suitable for use on fire/smoke door assemblies with require for a steel core in the handle (tested with 200,000 test cycles on a test door)
5. digit: Safety *	0 or 1	0 = Normal use 1 = Safety applications
6. digit: Corrosion resistance <i>(You can find further information on HOPPE's surface guarantee on p. xxx-xxx)</i>	0-5	0 = No defined corrosion resistance (no test) 1 = Mild resistance (24-hr salt-spray test) 2 = Moderate resistance (48-hr salt-spray test) 3 = High resistance (96-hr salt-spray test) 4 = Very high resistance (240-hr salt-spray test) 5 = Extremely high resistance to corrosion (480-hour salt-spray test)
7. digit: Security	0-4	0 = Furniture not approved for use on burglary resistand doors 1 = Mild burglary resistance 2 = Moderate burglary resistance 3 = High burglary resistance 4 = Very high burglary resistance
8. digit: Type of operation	A, B or U	A = Spring-assisted furniture B = Spring-loaded furniture U = Unsprung furniture

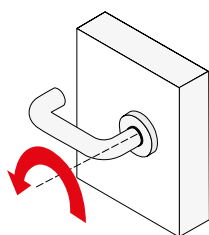
* According to DIN EN 1906 the increased safety tests (for example for doors to cellars where there is risk of falling) are optional, so the figure 0 may appear by digit 5 in the classification key. However, according to DIN 18255, all public building sets, and as such subject to categories of use grades 3 and 4, must pass this test.

The hardware is classified into 4 categories of use which are based on frequency of use and the expected area of use. The requirements and test loads are graded according to these categories.

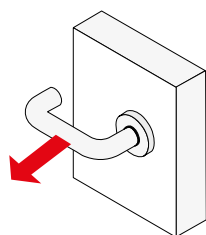
1. Category of use (excerpt from the most important tests out of a total of 13)

Rotational torque strength test	Axial strength test	Free play "at rest"	Free angular movement	Grades	Description
20 Nm	300 N	< 10 mm	< 10 mm	1	Medium frequency of use by people with a high incentive to exercise care and with a small chance of misuse, e.g. internal residential doors.
30 Nm	500 N	< 10 mm	< 10 mm	2	Medium frequency of use by people with some incentive to exercise care but where there is some chance of misuse, e.g. internal office doors.
40 Nm	800 N	< 6 mm	< 5 mm	3	High frequency of use by public or others with little incentive to exercise care and with a high chance of misuse, e.g. public office doors.
60 Nm	1000 N	< 6 mm	< 5 mm	4	High frequency of use on doors which are subject to frequent violent usage, e.g. football stadiums, offshore installations (oil rigs), barracks, public toilets, etc.
* HOPPE handle set for commercial applications					

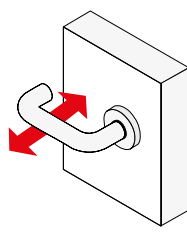
Test examples



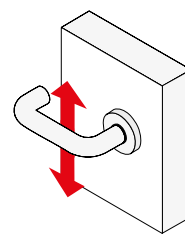
Rotational torque strength test



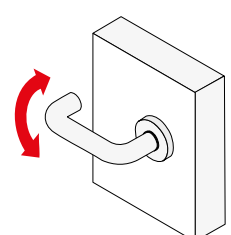
Axial strength test



Free play "at rest"



Free angular movement



Durability test

The requirements and testing procedures are formulated in such a way that the actual strain of everyday use is simulated by strength tests, corrosion tests as well as measurement of free-play before and after cycle tests on the hardware. At the top of the page, you'll find some test examples depicted.

In order to maintain the exchangeability of locks and hardware in Germany, some national dimension standards are unavoidable. This is why dimensions for door handle sets compatible with DIN 18251 locks and DIN 18252 profile cylinders continue to be determined by the DIN 18255 standard which appeared as a so-called residual standard in May 2002 as an addendum to DIN EN 1906.

All HOPPE door handle sets for commercial applications correspond to DIN EN 1906, category of use grade 3 and 4, as well as to the German residual standard DIN 18255 and have been successfully supplied to the non-residential building sector for many years.

For specifiers, HOPPE offers external or internal test certificates for door handle sets according to DIN EN 1906 which serve as verification of suitability.



SecuSan® – Responsibility towards society

The issue of “hygiene” has been the subject of public concern for many years and is currently more topical than ever before. With SecuSan® door and window handles HOPPE has developed a solution that provides active protection in the very places where it is urgently required. Be it in clinics, schools, institutes or public buildings, in the hospitality sector, industry or leisure facilities – SecuSan® handles help to ensure high hygiene standards wherever people are present in large numbers.



SecuSan® is a special surface that immediately suppresses microbial growth on a lasting basis. It is entirely maintenance-free and designed for longterm usage. Its high level of efficacy has been confirmed in independent laboratory and practical tests.


You find the SecuSan® prospect and film under www.hoppe.com. Just get in touch with your HOPPE contact partner.

Antimicrobial effectiveness

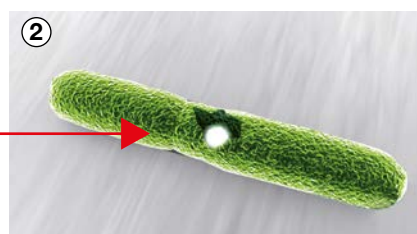
SecuSan® surfaces contain silver ions which are embedded in a carrier system of ceramic glass. They form an active part of this material and prevent the growth of germs such as bacteria, algae and fungi.

The silver ions destroy the cell membrane of the germ. This stops respiration and nutrition of the cells, so preventing cell division. Independent tests have proved that SecuSan® reduces microbial growth by more than 99%.

The SecuSan® surface remains effective even when cleaned at regular intervals.



High bacterial load on the surface.



Silver ions destroy the cell membrane of the germ.



Germ is killed.



There is a significant reduction in the bacterial load on the surface.

Certificate about the antimicrobial effectiveness of SecuSan®

The laboratory test – Development of antimicrobial effect over time

Requirement: Based on the JIS (Japanese Industrial Standard) Z 2801:2000 and ISO (International Organization for Standardization) 22196:2011 standards it was tested whether the antimicrobial activity of SecuSan® is sufficient to achieve a reduction in bacteria of at least 3 log units (99.9%) in 24 hours on door and window handles as required in hygienically sensitive areas.

Procedure: A thin layer of the test bacteria specified by the German Society of Hygiene and Microbiology (DGHM) was applied to a Petri dish and incubated for 24 hours. Reference strains of Staphylococcus aureus and Escherichia coli K 12 were used here as the test bacteria. A reduction factor of 60% was achieved after 5 minutes for Escherichia coli, while the reduction factor was 50% after 30 minutes for Staphylococcus aureus.


Evaluation: SecuSan® showed a significant bactericidal effect with all test bacteria. The effect was especially marked in the case of Staphylococcus aureus (including MRSA) and Pseudomonas aeruginosa. A high level of hygienic safety is ensured by SecuSan® door and window handles.



The practical test – Tested in daily clinical practice

The mean bacterial load was recorded in two wards of identical construction and containing comparable patients at Universitätsklinikum Marburg and subjected to analysis in the course of a two-week clinical field trial.

The result: SecuSan® achieved an impressive result, not just during laboratory testing but also in daily clinical practice. A direct comparison was made between wipe disinfection of conventional door handles and no disinfection of SecuSan® door handles. SecuSan®'s high level of antimicrobial effectiveness was certified by the institute, in particular as regards its effect over time.



Hygiene report on the development of the antimicrobial effect of SecuSan® over time



Result analysis of the SecuSan® practical test by Prof. Dr. Reinier Mutters, Head of Hospital Hygiene department at Philipps University Marburg

Material stainless steel

Technical standards at HOPPE










Stainless steel:

HOPPE brand stainless steel hardware is manufactured from chrome-nickel steel (steel no. 1.4301 to DIN). Thanks to its longevity, its harmlessness to the environment and to health as well as its corrosion acid-, and abrasion resistance, it is used in the food industry as well as the medical and domestic sectors besides the building trade. Stainless steel is also called corrosion-resistant because the alloy components of chromium and nickel develop an invisible passivation layer.

If stainless steel hardware show signs of rust, they are caused by rust particles naturally present in the atmosphere. Rust particles as well as traces of dirt and grease can be removed with a household detergent suitable for stainless steel.

Types of keyhole and distances

Sets supplied by HOPPE come with the following technical specification, unless ordered otherwise.

Sets for ...		Keyhole
Interior doors 	8 mm	 <p>OB (oval standard keyhole)</p>
		 <p>PZ (profile cylinder)</p>
Privacy doors 	8/8 mm	 <p>SK/OL (external: slotted head/ internal: turn button)</p>
		 <p>RW-SK/OL (external: red-white-plate indicator/ internal: turn button)</p>

Time is money – quicker and better: The HOPPE Quick-Fit connection

With normal door handle installation, lots of steps have to be taken, quite often not without awkward fumbling. This is tedious and takes time. What is infinitely better is the **HOPPE Quick-Fit connection**. With its advanced technology, door handles can be installed in one simple step – and to last!

The key point of the technology is the blocking mechanism, developed by HOPPE, in the receiver handle. This holds the solid spindle of the other handle firmly and without play. It is with the whole width of the spindle that maximum torque transmission is achieved. The HOPPE Quick-Fit connection is a variable axial handle fitting, tested according to DIN EN 1906 and can be used for various door-thicknesses (in a defined area).

Quick-Fit

Door handle fitting
in about 8 seconds only



You can find HOPPE Quick-Fit connection films (assembly and disassembly) at www.hoppe.com. If you have any questions please get in touch with your HOPPE contact person.

The advantages of the HOPPE Quick-Fit connection at a glance:

- Very quick door handle fitting: around **75% time saving** compared with normal fitting
- No Allen screw or transverse spindles needed
 - no hole for Allen screw needed
 - no alignment of the spindle necessary when tightening the Allen screw
 - no loosening of the Allen screw or spindle possible
- Integrated blocking mechanism in the receiver handle
 - no tools needed for installation
 - play-free handle connection
 - long-lasting, firm fitting of the door handles
- Use of a solid spindle
 - solid spindle for maximum torque transmission
- Variable axial handle fitting tested to DIN EN 1906
 - can be used for various door-thicknesses (in a defined area)
- Easy and quick removal of door handles
 - eg, with the Allen key included or a screwdriver



Important:

HOPPE Quick-Fit products should not be combined with spindles from other manufacturers!

European Patent **EP 1683933**
HOPPE Quick-Fit connection

Sertos®

PIVCERT

Quickly put together – and taken apart again!

HOPPE has made the best even better: for category of use grade 4 – i. e. for commercial buildings – we have refined our fixed/movable Sertos® clip-in connection. A newly designed ball locking mechanism in the handle connection does not only ensure a certified higher durability (1,000,000 test cycles!), but also has another advantage: handles with the Sertos® ball locking mechanism are not just easily installed, they are also just as easily removed.

The extreme durability of the Sertos® clip in connection has been certified by the PIVCERT^{Plus} test (DIN EN 1906 plus additional requirements) carried out by the Velbert testing institute. Interior door sets from category of use grade 4 as well as sets for fire doors, smoke doors and emergency exit doors were tested.

Installation and removal made easy

Thanks to the new ball locking mechanism, handles with the Sertos® clip-in connection are not only easier to install, but can also be quickly removed from the door without the need for special tools. And this is how it works:



1 Place the base and tighten the screws



2 Clip on the roses



3 Insert the solid profile spindle




4 Put the door handles together and tighten the grub screw



5 Fitting is complete!

Sertos® sets feature a high-quality, low-play solid profile spindle with a flat spring that has been hardened and slotted on both sides to compensate for tolerances in the lock follower as well as their own spring cassette.



For removal:

- Loosen and remove the grub screw and unclip the roses
- Press the removal spot to release the ball locking mechanism (use a hex key or a simple screwdriver)
- Remove the handles (possibly by making slight shaking movements)





Sertos®

Amsterdam - E1400/42H/42HKVS

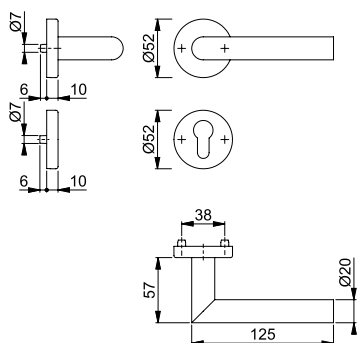
duraplus®

HOPPE stainless steel handle set on rose with escutcheons for interior doors:

- Tested to **DIN EN 1906: 47-0150A** and **PIVCERTPlus** (1,000,000 test cycles), handle set for commercial applications
- Bearing: sprung fixed/movable door handles, HOPPE **Sertos®** clip-in connection with ball locking mechanism, maintenance-free slide bearing
- Connection: hardened HOPPE solid profile spindle
- Base: steel for handle roses, nylon for escutcheons, supporting lugs
- Fixing: concealed, bolt-through; M5 thread screws for handle roses; multi-purpose screws for escutcheons, bidirectional



Description			Keyhole	F69	F69-S			P.U.	O.C.
				Art. no.	Art. no.				
Door handle set	40-45	8		10719730	10719756			1	10
Bathroom/WC handle set with red-white-indicator	40-45	8 8		10719764	10719772			1	4



The letter **S** in the finish keys stands for SecuSan®, the antimicrobial surface. Suitable for interior applications only.

SecuSan®



Quick-Fit








Amsterdam - E1400Z/42K/42KS

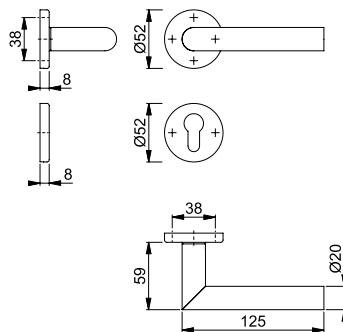
duraplus®

HOPPE stainless steel handle set on rose with escutcheons for interior doors:

- Tested to **DIN EN 1906: 37-0140A**, handle set for commercial applications
- Bearing: loose door handles, non-handed spring cassettes, maintenance-free slide bearing
- Connection: **HOPPE Quick-Fit connection** with HOPPE solid spindle (spindle - receiver components)
- Base: nylon
- Fixing: concealed, multi-purpose screws



Description			Keyhole	F69	F69-S			P.U.	O.C.
				Art. no.	Art. no.				
Door handle set	35-45	8		3289541				1	10
	45-55	8			11631351			1	10
Door handle set (receiver/receiver components)	35-45	8		3278690				1	10
Bathroom/WC handle set	40-45	8 5-8		3289655				1	10
Bathroom/WC handle set with red-white-indicator	40-45	8 5-8			3784699			1	10



The letter **S** in the finish keys stands for SecuSan®, the antimicrobial surface. Suitable for interior applications only.

SecuSan®

For door thicknesses different from the one shown in the table, please exchange the spindle. To be used exclusively with HOPPE spindles.



Quick-Fit



Amsterdam - E1400Z/42K

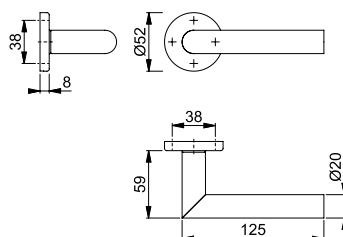
duraplus®

HOPPE stainless steel handle set on rose without escutcheons for interior doors:

- Tested to **DIN EN 1906: 37-0140A**, handle set for commercial applications
- Bearing: loose door handles, non-handed spring cassettes, maintenance-free slide bearing
- Connection: **HOPPE Quick-Fit connection** with HOPPE solid spindle (spindle - receiver components)
- Base: nylon
- Fixing: concealed, multi-purpose screws



Description			Keyhole	F69				P.U.	O.C.
				Art. no.					
Door handle set without escutcheon	35-45	8		3289516				1	10



■ Bonn - E150/42H/42HKVS

duraplus®







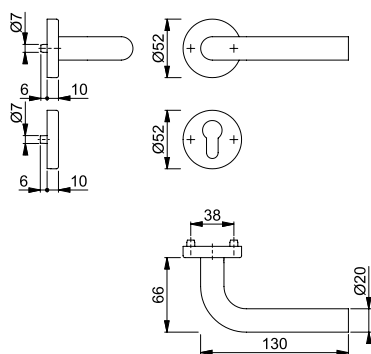
Sertos®

HOPPE stainless steel handle set on rose with escutcheons for interior doors:

- Tested to **DIN EN 1906: 47-0150A** and **PIVCERTPlus** (1,000,000 test cycles), handle set for commercial applications
- Bearing: sprung fixed/movable door handles, HOPPE **Sertos®** clip-in connection with ball locking mechanism, maintenance-free slide bearing
- Connection: hardened HOPPE solid profile spindle
- Base: steel for handle roses, nylon for escutcheons, supporting lugs
- Fixing: concealed, bolt-through; M5 thread screws for handle roses; multi-purpose screws for escutcheons, bidirectional



Description			Keyhole	F69			P.U.	O.C.
				Art. no.				
Door handle set	40-45	8		10719836			1	10
Bathroom/WC handle set with red-white-indicator	40-45	8 8		10719844			1	4





Quick-Fit

■ **Bonn - E150Z/42K/42KS**

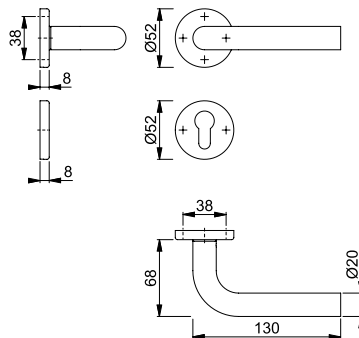
duraplus®

HOPPE stainless steel handle set on rose with escutcheons for interior doors:

- Tested to **DIN EN 1906: 37-0140A**, handle set for commercial applications
- Bearing: loose door handles, non-handed spring cassettes, maintenance-free slide bearing
- Connection: **HOPPE Quick-Fit connection** with HOPPE solid spindle (spindle - receiver components)
- Base: nylon
- Fixing: concealed, multi-purpose screws



Description	35-45	8	Keyhole	F69			P.U.	O.C.
				Art. no.				
Door handle set	35-45	8		3289938			1	10
	45-55	8		3974417			1	10
Door handle set (receiver/receiver components)	35-45	8		3278788			1	10
Bathroom/WC handle set	40-45	8 5-8		3289410			1	10



For door thicknesses different from the one shown in the table, please exchange the spindle. To be used exclusively with HOPPE spindles.



Quick-Fit

■ **Bonn - E150Z/42K**

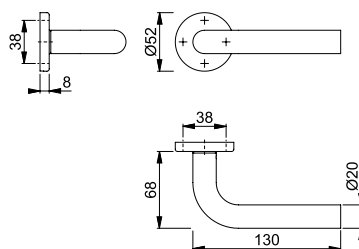
duraplus®

HOPPE stainless steel handle set on rose without escutcheons for interior doors:

- Tested to **DIN EN 1906: 37-0140A**, handle set for commercial applications
- Bearing: loose door handles, non-handed spring cassettes, maintenance-free slide bearing
- Connection: **HOPPE Quick-Fit connection** with HOPPE solid spindle (spindle - receiver components)
- Base: nylon
- Fixing: concealed, multi-purpose screws



Description	35-45	8	Keyhole	F69			P.U.	O.C.
				Art. no.				
Door handle set without escutcheon	35-45	8		3404537			1	10





Sertos®





■ Dallas - E1643/52/52KVS

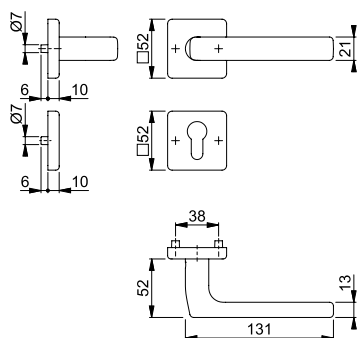
duraplus®

HOPPE stainless steel handle set on rose with escutcheons for interior doors:

- Tested to **DIN EN 1906: 47-0150A** and **PIVCERTPlus** (1,000,000 test cycles), handle set for commercial applications
- Bearing: sprung fixed/movable door handles, HOPPE **Sertos®** clip-in connection with ball locking mechanism, maintenance-free slide bearing
- Connection: hardened HOPPE solid profile spindle
- Base: steel for handle roses, nylon for escutcheons, supporting lugs
- Fixing: concealed, bolt-through; M5 thread screws for handle roses; multi-purpose screws for escutcheons, bidirectional



Description			Keyhole	F69			P.U.	O.C.
				Art. no.				
Door handle set	40-45	8		10721725			1	10
Bathroom/WC handle set with red-white-indicator	40-45	8 8		10721733			1	4





Quick-Fit

Dallas - E1643Z/52K/52KS

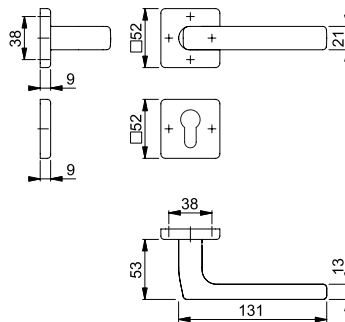
duraplus®

HOPPE stainless steel handle set on rose with escutcheons for interior doors:

- Tested to **DIN EN 1906: 37-0140A**, handle set for commercial applications
- Bearing: loose door handles, non-handed spring cassettes, maintenance-free slide bearing
- Connection: **HOPPE Quick-Fit connection** with HOPPE solid spindle (receiver - receiver components)
- Base: nylon
- Fixing: concealed, multi-purpose screws



Description			Keyhole	F69				P.U.	O.C.
				Art. no.					
Door handle set	35-45	8		3676971				1	10
Door handle set (receiver/receiver components)	35-45	8		3676997				1	10
Bathroom/WC handle set	40-45	8 5-8		3677113				1	10
Bathroom/WC handle set with red-white-indicator	40-45	8 5-8		3703051				1	10



For door thicknesses different from the one shown in the table, please exchange the spindle. To be used exclusively with HOPPE spindles.



Quick-Fit

Dallas - E1643Z/52K

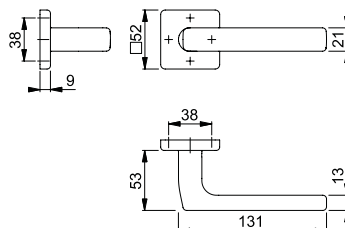
duraplus®

HOPPE stainless steel handle set on rose without escutcheons for interior doors:

- Tested to **DIN EN 1906: 37-0140A**, handle set for commercial applications
- Bearing: loose door handles, non-handed spring cassettes, maintenance-free slide bearing
- Connection: **HOPPE Quick-Fit connection** with HOPPE solid spindle (spindle - receiver components)
- Base: nylon
- Fixing: concealed, multi-purpose screws



Description			F69				P.U.	O.C.
			Art. no.					
Door handle set without escutcheon	35-45		3632986				1	10



■ Marseille - E1138/42H/42HKVS

duraplus®







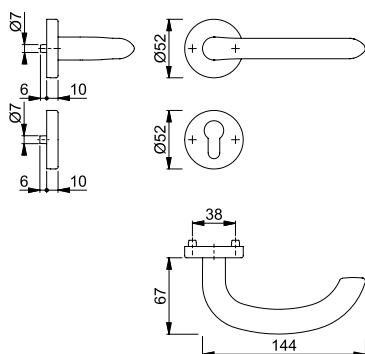
Sertos®

HOPPE stainless steel handle set on rose with escutcheons for interior doors:

- Tested to **DIN EN 1906: 47-0150A** and **PIVCERTPlus** (1,000,000 test cycles), handle set for commercial applications
- Bearing: sprung fixed/movable door handles, HOPPE **Sertos®** clip-in connection with ball locking mechanism, maintenance-free slide bearing
- Connection: hardened HOPPE solid profile spindle
- Base: steel for handle roses, nylon for escutcheons, supporting lugs
- Fixing: concealed, bolt-through; M5 thread screws for handle roses; multi-purpose screws for escutcheons, bidirectional



Description			Keyhole	F69	F69-S			P.U.	O.C.
				Art. no.	Art. no.				
Door handle set	40-45	8		10719991	10720001			1	10
Bathroom/WC handle set with red-white-indicator	40-45	8 8		10720010	10720028			1	4



The letter **S** in the finish keys stands for SecuSan®, the antimicrobial surface. Suitable for interior applications only.

SecuSan®



Quick-Fit





■ **Marseille - E1138Z/42K/42KS**

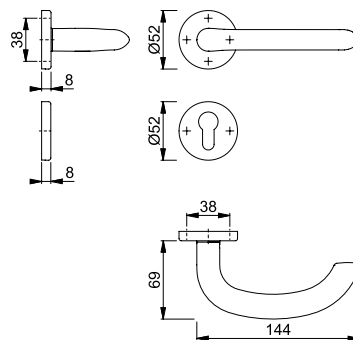
duraplus®

HOPPE stainless steel handle set on rose with escutcheons for interior doors:

- Tested to **DIN EN 1906: 37-0140A**, handle set for commercial applications
- Bearing: loose door handles, non-handed spring cassettes, maintenance-free slide bearing
- Connection: **HOPPE Quick-Fit connection** with HOPPE solid spindle (spindle - receiver components)
- Base: nylon
- Fixing: concealed, multi-purpose screws



Description			Keyhole	F69				P.U.	O.C.
				Art. no.					
Door handle set	35-45	8		3058048				1	10
				3058161				1	10



For door thicknesses different from the one shown in the table, please exchange the spindle. To be used exclusively with HOPPE spindles.



Sertos®

Paris - E138/42H/42HKVS

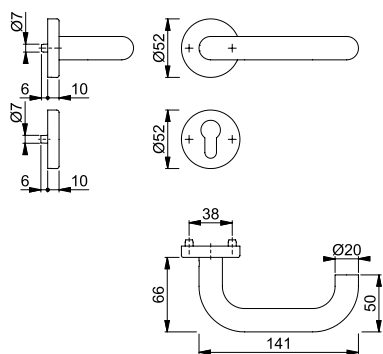
duraplus®

HOPPE stainless steel handle set on rose with escutcheons for interior doors:

- Tested to **DIN EN 1906: 47-0150A** and **PIVCERTPlus** (1,000,000 test cycles), handle set for commercial applications
- Bearing: sprung fixed/movable door handles, HOPPE **Sertos®** clip-in connection with ball locking mechanism, maintenance-free slide bearing
- Connection: hardened HOPPE solid profile spindle
- Base: steel for handle roses, nylon for escutcheons, supporting lugs
- Fixing: concealed, bolt-through; M5 thread screws for handle roses; multi-purpose screws for escutcheons, bidirectional



Description			Keyhole	F69	F69-S			P.U.	O.C.
				Art. no.	Art. no.				
Door handle set	40-45	8		10720061	10720079			1	10
Bathroom/WC handle set with red-white-indicator	40-45	8 8		10720087	10720167			1	4



The letter **S** in the finish keys stands for SecuSan®, the antimicrobial surface. Suitable for interior applications only.

SecuSan®



Quick-Fit

■ **Paris - E138Z/42K/42KS**

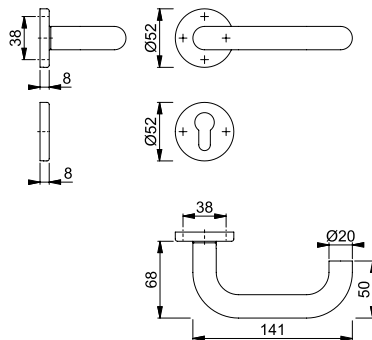
duraplus®

HOPPE stainless steel handle set on rose with escutcheons for interior doors:

- Tested to **DIN EN 1906: 37-0140A**, handle set for commercial applications
- Bearing: loose door handles, non-handed spring cassettes, maintenance-free slide bearing
- Connection: **HOPPE Quick-Fit connection** with HOPPE solid spindle (spindle - receiver components)
- Base: nylon
- Fixing: concealed, multi-purpose screws



Description			Keyhole	F69	F69-S			P.U.	O.C.
				Art. no.	Art. no.				
Door handle set	35-45	8		3290162				1	10
	37-47	8			3751361			1	10
Bathroom/WC handle set	40-45	8 5-8		3290154				1	10
Bathroom/WC handle set with red-white-indicator	40-45	8 5-8			3784681			1	10



The letter **S** in the finish keys stands for SecuSan®, the antimicrobial surface. Suitable for interior applications only.

SecuSan®

For door thicknesses different from the one shown in the table, please exchange the spindle. To be used exclusively with HOPPE spindles.



Quick-Fit

■ **Paris - E138Z/42K**

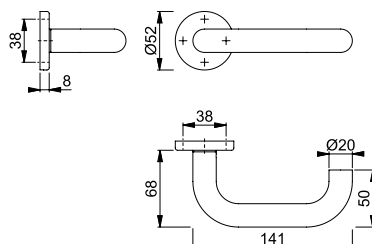
duraplus®

HOPPE stainless steel handle set on rose without escutcheons for interior doors:

- Tested to **DIN EN 1906: 37-0140A**, handle set for commercial applications
- Bearing: loose door handles, non-handed spring cassettes, maintenance-free slide bearing
- Connection: **HOPPE Quick-Fit connection** with HOPPE solid spindle (spindle - receiver components)
- Base: nylon
- Fixing: concealed, multi-purpose screws



Description				F69				P.U.	O.C.
				Art. no.					
Door handle set without escutcheon	35-45			3497622				1	10





■ E42KS

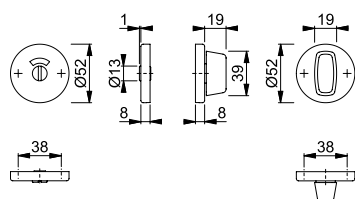
duraplus®

HOPPE stainless steel escutcheon pair with emergency release and red-white-indicator for bathroom/WC doors:

- Base: nylon
- Fixing: concealed, multi-purpose screws



Description			Keyhole	F69				P.U.	O.C.
				Art. no.					
Escutcheon, pair				600700				10	50
Bathroom/WC escutcheon, pair	37-47	5-8		662326				5	20
Bathroom/WC escutcheon with red-white-indicator, pair	37-42	5-8		1855810				5	20





■ E5000

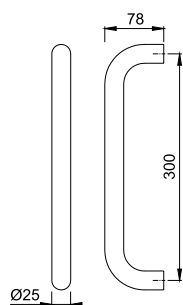
duraplus®

HOPPE stainless steel straight pull handle:

- Fixing: concealed, pull handle fixing system no. 11



Description	Ø	Distance	F69				P.U.	O.C.
			Art. no.					
Straight pull handle, piece	25	300	553648				1	5
		350	602551				1	5



Included fixing systems:



2 x BS-1102

Fixing systems for pull handles see on pages 188-191.

■ E5010

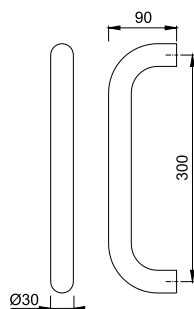
duraplus®

HOPPE stainless steel straight pull handle:

- Fixing: concealed, pull handle fixing system no. 11



Description	Ø	Distance	F69				P.U.	O.C.
			Art. no.					
Straight pull handle, piece	30	300	556144				1	5
		350	602599				1	5



Included fixing systems:



2 x BS-1102

Fixing systems for pull handles see on pages 188-191.

■ **E5011**

duraplus®

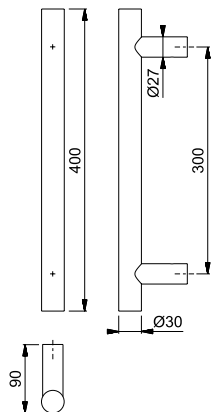


HOPPE stainless steel bar-shaped pull handle:

- Supports: round, straight
- Fixing: concealed, pull handle fixing system no. 11



Description	Ø	Length	F69				P.U.	O.C.
		Distance	Art. no.					
Bar-shaped pull handle, piece	30	400	6520605				1	5
		300						
		500	2010595				1	5
		300						
		600	2010624				1	5
		400						
		800	2010632				1	5
		560						
		1000	2010659				1	5
		700						
		1200	2010974				1	1
		900						
1400	2010982				1	1		
1000								
1600	2011029				1	1		
1200								
1800	2011037				1	1		
1300								



Included fixing systems:



2 x BS-1102

Fixing systems for pull handles see on pages 188-191.

Special lengths on request. Surcharge for special lengths per started 100 mm. When ordering pull handles of special lengths please indicate exact lengths of handle required and the distance! (necessary for the positioning of the supports).

Also available with several supports.

■ E5100

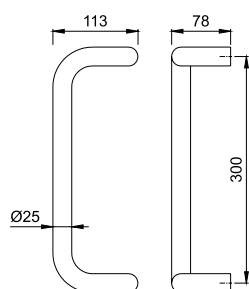
duraplus®

HOPPE cranked stainless steel pull handle:

- Fixing: concealed, pull handle fixing system no. 11



Description	Ø	Distance	F69				P.U.	O.C.
			Art. no.					
Cranked pull handle, piece	25	300	602575				1	5
		350	556090				1	5



Included fixing systems:



2 x BS-1102

Fixing systems for pull handles see on pages 188-191.

■ E5110

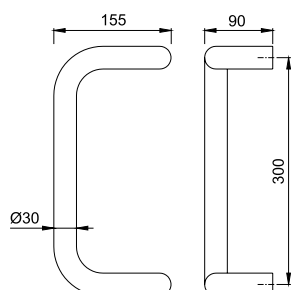
duraplus®

HOPPE cranked stainless steel pull handle:

- Fixing: concealed, pull handle fixing system no. 11



Description	Ø	Distance	F69				P.U.	O.C.
			Art. no.					
Cranked pull handle, piece	30	300	602605				1	5
		350	610563				1	5



Included fixing systems:



2 x BS-1102

Fixing systems for pull handles see on pages 188-191.



Knob/lever set on rose



Quick-Fit

Amsterdam - E58/42KV/42KVS/1400Z

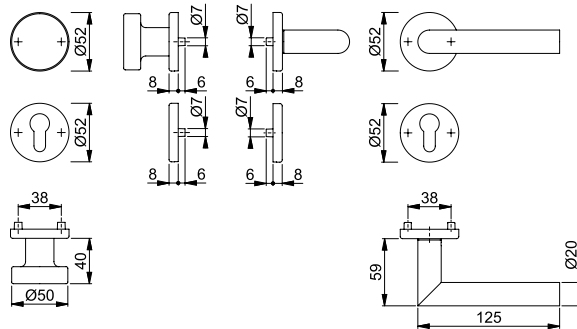
duraplus®

HOPPE stainless steel knob (pad)/handle set on rose with escutcheons for entrance doors:

- Tested to **DIN EN 1906: 37-0140A**, handle set for commercial applications
- Bearing: fixed knob (pad) on the outside, loose door handle on the inside, non-handed spring cassette, maintenance-free slide bearing
- Connection: **HOPPE Quick-Fit connection** with HOPPE solid FDW-spindle (receiver component)
- Base: nylon, supporting lugs
- Fixing: concealed, bolt-through, multi-purpose screws; roses from inside, escutcheons bidirectional fixing



Description			F69				P.U.	O.C.
			Art. no.	Art. no.				
Knob (pad)/handle set	37-42	8	3297111	3739898			1	4
	47-52	8	3349566				1	4



The letter **S** in the finish keys stands for SecuSan®, the antimicrobial surface. Suitable for interior applications only.

SecuSan®



Quick-Fit



■ **Marseille - E58/42KV/42KVS/1138Z**

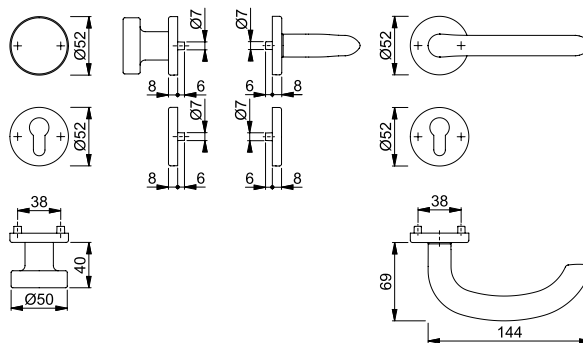
duraplus®

HOPPE stainless steel knob (pad)/handle set on rose with escutcheons for entrance doors:

- Tested to **DIN EN 1906: 37-0140A**, handle set for commercial applications
- Bearing: fixed knob (pad) on the outside, loose door handle on the inside, non-handed spring cassette, maintenance-free slide bearing
- Connection: **HOPPE Quick-Fit connection** with HOPPE solid FDW-spindle (receiver component)
- Base: nylon, supporting lugs
- Fixing: concealed, bolt-through, multi-purpose screws; roses from inside, escutcheons bidirectional fixing



Description			F69				P.U.	O.C.
			Art. no.	Art. no.				
Knob (pad)/handle set	40-45	8	3042548	3656769			1	4



The letter **S** in the finish keys stands for SecuSan®, the antimicrobial surface. Suitable for interior applications only.

SecuSan®

Knob/lever set on rose



Quick-Fit



Paris - E58/42KV/42KVS/138Z

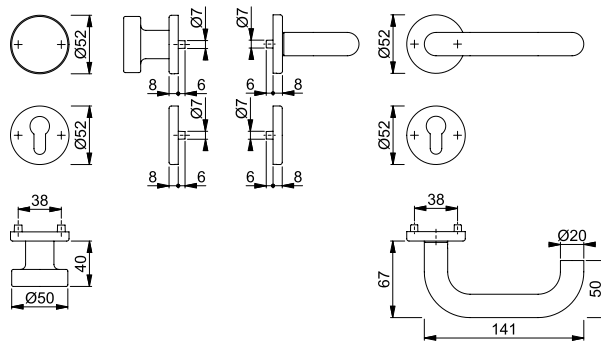
duraplus®

HOPPE stainless steel knob (pad)/handle set on rose with escutcheons for entrance doors:

- Tested to **DIN EN 1906: 37-0140A**, handle set for commercial applications
- Bearing: fixed knob (pad) on the outside, loose door handle on the inside, non-handed spring cassette, maintenance-free slide bearing
- Connection: **HOPPE Quick-Fit connection** with HOPPE solid FDW-spindle (receiver component)
- Base: nylon, supporting lugs
- Fixing: concealed, bolt-through, multi-purpose screws; roses from inside, escutcheons bidirectional fixing




Description			F69				P.U.	O.C.
			Art. no.	Art. no.				
Knob (pad)/handle set	37-42	8	3297057	3659281			1	4



The letter **S** in the finish keys stands for SecuSan®, the antimicrobial surface. Suitable for interior applications only.

SecuSan®



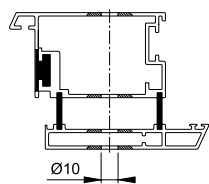


Pull handle fixing system no. 5

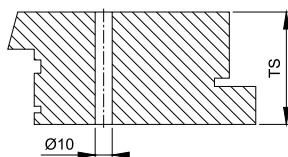
HOPPE pull handle fixing system no. 5:

- For back-to-back fixing to aluminium, wood and PVC doors

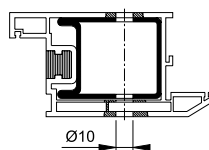
Description							P.U.	O.C.
BS-501/B, piece	37-47						1	10
BS-502/B, piece	47-57						1	10
BS-503/B, piece	57-67						1	10
BS-504/B, piece	67-77						1	10



aluminium profile




wood profile



PVC profile

Attention:
1 fixing system (piece) per fixing
point = 2 fixing systems per pull
handle.

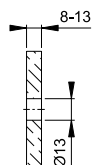


Pull handle fixing system no. 7

HOPPE pull handle fixing system no. 7:

- For back-to-back fixing to glass doors

Description							P.U.	O.C.
BS-701/B, piece	8-13						1	10



glass door

Attention:
1 fixing system (piece) per fixing
point = 2 fixing systems per pull
handle.

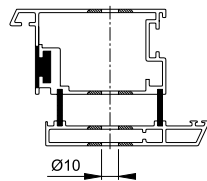
Pull handle fixing system no. 8



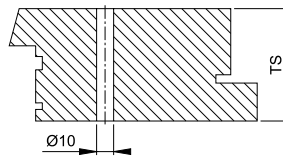
HOPPE pull handle fixing system no. 8:

- For one-side fixing with blind rose to aluminium, wood and PVC doors with the exception of single chamber profiles

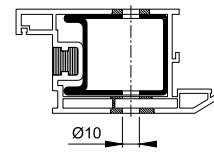
Description		Covercap Ø	F69				P.U.	O.C.
			Art. no.					
BS-810/B, piece	37-47	25	6808521				1	10
BS-811/B, piece	47-57	25	829316				1	10
BS-812/B, piece	57-67	25	820641				1	10
BS-813/B, piece	67-77	25	6808562				1	10



aluminium profile



wood profile



PVC profile

Attention:
1 fixing system (piece) per fixing
point = 2 fixing systems per pull
handle.

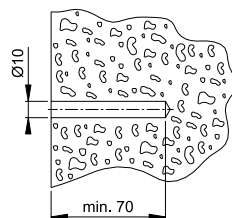
Pull handle fixing system no. 10



HOPPE pull handle fixing system no. 10:

- For one-side fixing to walls by means of expanding plastic dowels (S10)

Description				F69				P.U.	O.C.
				Art. no.					
BS-1001/B, piece				763009				1	10



wall

Attention:
1 fixing system (piece) per fixing
point = 2 fixing systems per pull
handle.

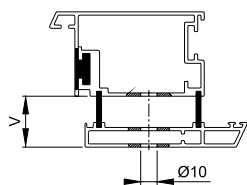


Pull handle fixing system no. 11

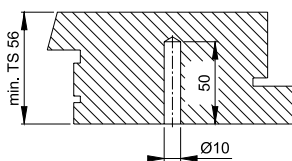
HOPPE pull handle fixing system no. 11:

- For one-side fixing to aluminium, wood and PVC doors with the exception of single-chamber profiles
- **Please note:** observe deviating pre-chamber dimensions [V] for PVC profiles

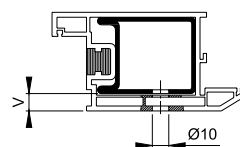
Description	V-meas.	Threaded length	Art. no.				P.U.	O.C.
BS-1101/short, piece	11-16	20	1841717				1	10
BS-1102/long, piece		46	1841733				1	10
BS-1103/middle, piece	11-26	25	2149116				1	10



aluminium profile



wood profile



PVC profile


Attention:
1 fixing system (piece) per fixing point = 2 fixing systems per pull handle.



Fixing set for knobs (pads) on rose

HOPPE iron fixing set:


- For one-side fixing of knobs (pads) on rose

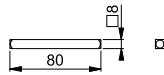
Description		Ø	zinc-plated				P.U.	O.C.
			Art. no.					
Fixing set for knobs (pads) on rose	8	50	2839993				10	60

Solid spindle

HOPPE iron solid spindle:



Description			Spindle length	zinc-plated				P.U.	O.C.
				Art. no.					
Solid spindle, piece		8	80	4342709				10	100
			100	4187161				10	100
			120	4189563				10	100
			130	4189589				10	100
			140	4191478				10	100
			150	4220210				10	100
			160	4220228				10	100




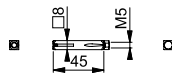
Expanding efha-spindle

HOPPE iron expanding efha-spindle:

- With efha slot
- For entrance doors drilled on one side
- For aluminium, stainless steel, nylon and brass half sets
- Suitable also for **HOPPE Quick-Fit connection**



Description			Spindle length	zinc-plated				P.U.	O.C.
				Art. no.					
Expanding efha-spindle, piece		8	45	1683894				10	500
			55	518524				10	500
			65	518531				10	500
			75	518555				10	500
			85	771967				10	500
			95	3532192				10	500




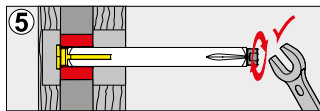
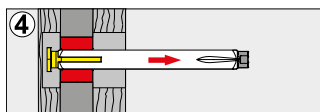
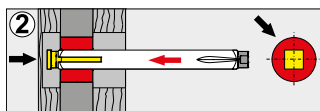
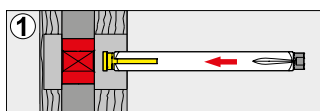
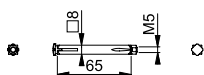


Expanding epha-spindle with securing head

HOPPE iron expanding epha-spindle with securing head:

- With epha slot
- For entrance doors drilled on one side
- For aluminium, stainless steel, nylon and brass half sets
- Suitable also for **HOPPE Quick-Fit connection**


Description			Spindle length	zinc-plated Art. no.				P.U.	O.C.
Expanding epha-spindle with securing head, piece		8	65	3161715				1	10
			75	3161723				1	10
			85	3161731				1	10

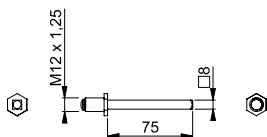


FDW-spindle

HOPPE iron solid FDW-spindle:

- Exclusively for knobs (pads) on backplates and knob (pad)/handle sets with knob equipped with **HOPPE Quick-Fit connection**

Description	Thread		Spindle length	zinc-plated Art. no.				P.U.	O.C.
solid FDW-spindle, piece	M12 x 1,25	8	75	10798642				1	10
			80	2875468				1	10
			100	3203284				1	10
			120	3203313				1	10
			140	3203461				1	10





ARRONE™
The complete range

§ 1 General – Extent of application

1. Our General Terms and Conditions of Sale shall apply exclusively; we do not recognise customers' conditions which are contrary to or different from our General Terms and Conditions of Sale, unless we have expressly agreed in writing that they shall apply. Our General Terms and Conditions of Sale shall even apply in cases in which we make delivery to the customer unreservedly although we are aware that there are conditions of the customer which are contrary to or different from our General Terms and Conditions of Sale.
2. All agreements made between us and the orderer, for the purpose of the execution of this contract, shall be laid down in writing in this contract.
3. Our General Terms and Conditions of Sale shall apply only to merchants.
4. Our General Terms and Conditions of Sale shall also apply to all future business transactions with the customer, even if in such future cases no specific reference is made to the application of these General Terms and Conditions of Sale.

§ 2 Offer – Offer documents

1. Our offers are valid until the date specified in the offer.
2. We shall retain ownership and copyright of diagrams, drawings, calculations and other documents; they may not be made available to third parties. This applies especially to those written documents which are labelled „confidential“. The customer shall require our written agreement before passing them to third parties.

§ 3 Confirmation

1. Orders shall only be regarded as binding by us once they have been confirmed in writing or electronically.
2. For our part, contestability due to error shall still be deemed to be timely when there has been an appropriate period of time since the discovery of the reason for contestation and not immediately following such discovery.

§ 4 Prices

1. Unless stated otherwise in the order confirmation, our prices shall apply „ex works“ exclusive of packaging for transport; the latter shall be invoiced separately.
2. Statutory value added tax is not included in our prices; it will be shown separately in the invoice at the statutory rate applicable on the date of invoicing.
3. HOPPE reserves the right to adjust prices even after conclusion of contract, if cost increases caused by raw material prices or union agreements cannot be absorbed.

§ 5 Dispatch

1. If the goods are dispatched to the customer at his request, the customer shall assume the risk of accidental loss or deterioration of the goods at the latest at the time the goods leave the works/warehouse. If the goods are ready for dispatch and the dispatch or acceptance are delayed for reasons for which the purchaser is responsible, then the risk shall be assumed by the purchaser from the date of receipt of notice that the goods are ready for dispatch.

2. The purchaser shall bear the transport costs; packaging is invoiced at cost price and is nonreturnable.

§ 6 Payment

1. In line with market customs. Other methods of payment shall require the written form. No discount on new invoices shall be allowed if older invoices have not yet been paid in full.

2. If counterclaims are not established by way of a final judgment of a court of competent jurisdiction or are not accepted by us, the customer may neither set off nor assert the right to withhold payment with regard to these claims. Moreover, he may exercise his right to withhold payment only if his counterclaim rests on the same contractual relationship.

3. If payment is delayed, interest payable on arrears shall be invoiced at the appropriate bank rates of interest. All payments shall be made exclusively to us. Bills of exchange shall be accepted only on account of performance without guarantee for protest and only subject to our prior consent and further provided that they are eligible for discount. Discounting charges shall be calculated from the due date of the amount invoiced. All our claims – including those for which we have accepted bills of exchange in payment – shall fall due immediately, if the terms of payment are not adhered to or if, upon conclusion of the contract, we become aware of clear indications of the purchaser's diminished credit-worthiness. Moreover, in such a case, we shall be entitled to refuse further performance due on our part until payment has been effected or security has been provided for it. We may also prohibit the resale of the goods delivered under reservation of ownership and may demand their return.

§ 7 Delivery period, act of God, industrial action

1. Agreed or informed delivery times shall be adhered to as far as possible, but are not binding.

2. If the supplier is hindered in fulfilling his obligations by the emergence of unforeseen circumstances, which, notwithstanding his reasonable care as required by the circumstances of the case, he could not prevent, e.g. breakdown, delay in the supply of essential raw materials and building materials, the delivery period shall be extended to an appropriate extent provided that it is still possible to perform the delivery or the service. The same shall apply if we ourselves are affected by such events. If the delivery or the service is not possible because of the above-mentioned circumstances, we shall be released from the obligation to deliver. The same shall apply in the event of a strike or lockout. If the delivery period is extended in these 3 cases or if the supplier is released from the obligation to deliver, any claims for damages that the purchaser may base thereon shall cease. If the above-mentioned

circumstances affect the purchaser, the same legal consequences shall also apply to his obligation to purchase.

3. It shall be the duty of the contract partner affected by the hindrances as mentioned in the previous paragraph to inform the other contract partner within 2 days. No legal action resulting in possible benefit shall be entered into if this is not done.

§ 8 Notification of defects, liability, especially liability in the case of defects and returns

1. Our liability for defects assumes that the entity placing the order has met his/her duty of examination and notification of defects pertaining under the Rules of commercial transactions. The entity placing the order must notify us in writing of any defects within five days, and of any defects not immediately apparent, within five days of their becoming apparent. In the case of goods that are due to be installed or attached to another product, the orderer shall further examine the goods for recognisable defects prior to such installation or attachment, unless such an examination is not reasonably possible for the orderer. The goods shall be deemed to be accepted insofar as no notification of defect is received.

2. In cases of justified complaint, we maintain the initial right to decide to rectify the defect or provide alternative goods. Claims by the orderer in respect of necessary expenses pertaining to the making good of the complaint, especially transport, travel, work and material costs, are excluded, insofar as the expenses are increased as a result of the subsequent delivery of an item to a location other than that of the place of business of the orderer, unless such delivery complies with the intended use of the item.

3. If the orderer himself/herself or an appointed third party has installed the defective goods according to their nature and their purpose into another product or attached them to another product, the orderer may demand compensation for the necessary expenses incurred for the removal of the defective goods and the installation or attachment of reworked goods or supplied, flawless goods ("removal and installation costs") only in accordance with the following provisions:

a) Expenses are deemed to be necessary only insofar as they are directly caused by the removal and/or disassembly of the defective goods and the installation and/or attachment of identical goods, they are incurred on the basis of standard market practices and they are documented to us by the orderer through the submission of written evidence.

b) Any claims by the orderer above and beyond the necessary removal and installation costs, in particular costs for defect-related consequential damages, such as lost profits, operational downtime costs or additional costs for replacement procurements, are not deemed to be removal and installation costs and are therefore not refundable within the rectification process.

c) No compensation for expenses can be demanded for any installation and removal costs that are incurred when the orderer detected the defectiveness of the goods or serious indications of a defect in the goods during installation and nevertheless did not postpone the further installation of the goods. In such a case, our expense compensation is limited to the expenses for the removal and re-installation of the products at the stage at which the orderer discovered the defect.

d) Any offset of the orderer with any possible expense compensation claims for removal and installation costs without our permission is hereby excluded. § 6.2 shall remain unaffected.

e) The orderer does not have any right to an advance payment for removal and installation costs.

4. Insofar as any expenses claimed by the orderer for making good in any individual case are disproportionate in accordance with § 8.3, particularly in relation to the purchase price of the goods in flawless condition and in consideration of the significance of the contract infringement, we reserve the right to refuse compensation for expenses. Any claimed expenses shall in any case be regularly deemed to be disproportionate insofar as such expenses, in particular for removal and installation costs, exceed a value in the amount of 150% of the (net) purchase price of the goods in flawless condition or 200% of the defect-related lower value of the goods.

5. The orderer shall be required to set out an appropriate timetable in writing with right of rejection before further rights are called into force. This shall be invalid if we have previously expressly rejected making good. Should the product to be delivered be only in kind, then any claims for compensation whatsoever, independent of guilt, shall be ruled out. Furthermore, we shall only be responsible for such claims for damages where cases of gross negligence or intention are proven; § 199 OR (Swiss Code of Obligations) shall remain unaffected. This limitation is not valid in cases of damage in relation to injury to life, body or health, caused through a gross negligent breach of duty on our part or a deliberate or negligent breach of duty on the part of a legal representative or or a vicarious agent. Neither shall it be valid in cases where any other damage is caused through a gross negligent breach of duty on our part, or a deliberate or gross negligent breach of duty on the part of a legal representative or or a vicarious agent.

6. The validation of claims resulting from quality or durability guarantees shall have force only if such a guarantee has been issued expressly by us in writing. In the case of claims under the guarantee, it is the duty of the orderer to provide us with appropriate items from the consignment immediately so that examination can be made.

7. Any claim in respect of defects shall expire two years after delivery; the longer limitation deadline pursuant to § 210 (2) OR (Swiss Code of Obligations) shall remain unaffected. Suspension of limitation shall be in accordance with § 135 OR (Swiss Code of Obligations). It can also be suspended by a written waiver of objection from HOPPE.

8. In the case of obligation to pay damages as a result of a breach of contractual duty on our part, the claim shall be restricted to the cover of the costs of the product liability insurance. This limitation is not valid in cases of damage in relation to injury to life, body or health, caused through a gross negligent breach of duty on our part or a deliberate or negligent breach of duty on the part of a legal representative or s.o. Neither shall it be valid in cases where any other damage is caused through a gross negligent breach of duty on our part, or a deliberate or gross negligent breach of duty on the part of a legal representative or s.o.

9. Insofar as our liability is excluded or limited, this shall also apply to the personal liability of our employees and other s.o.

10. Our prior written consent is needed before goods can be returned from the orderer. Should the goods be returned justifiably on account of defect in the goods supplied, then the orderer may insist on agreement, if the said orderer has a special interest in returning the goods.

§ 9 Deliveries

1. Quantities ordered will be delivered in packaged units. It shall be deemed to be agreed that we shall be permitted to make under- and over-deliveries of up to 10% on customer-specific products, subject to manufacturing.

2. Partial deliveries for which invoices are issued shall be considered as separate contracts.

§ 10 Reservation of Title

1. The goods remain the property of HOPPE until payment in full of all claims in the business relationship, including ancillary claims, claims for damages and the honouring of cheques and bills of exchange. The reservation of title remains in force even if we add individual claims to a current account and the balance is determined and acknowledged.

2. The processing or altering of the purchased item by the orderer is always undertaken for our benefit, without any obligation thereby arising for us. If the item is processed using other items which do not belong to us, then we shall acquire joint ownership of the new item in proportion to the value of the purchased item at the time of processing. Furthermore, the same applies to the processed item as the conditionally delivered item.

3. The orderer is only entitled to resell, further process or install the conditional goods when the following provisions and measures are taken into consideration, and the claims in accordance with No. 5 are also effectively handed over to us.

4. The competence of the orderer, in the course of orderly business practices, to sell, process or install the item, comes to an end with cancellation on our side due to a sustained deterioration of the financial circumstances of the orderer, and at the very latest, with his/her cessation of payments or with the application or opening of bankruptcy proceedings against him/her.

5. The orderer hereby assigns to us his/her claims and any ancillary rights due to the resale of the conditional goods – including possible balance claims. If the item is processed, mixed or combined and the seller has obtained joint ownership at the amount of the invoice value, the purchase price claim is proportional to the value of his claims to the item. If the conditional goods were installed by the orderer on a premises/building, the orderer immediately assigns his/her existing claim to remuneration due to the resale of the premises/building at the invoice value of the conditional goods, with all ancillary rights including the right to the granting of a security mortgage with precedence over other claims. If the orderer sells the claim within the framework of genuine factoring, our claim shall be due immediately and the orderer shall assign payment entitlements against the factor to us and shall immediately transfer the sales proceeds to us. We will take over pre-existing assignments.

6. The orderer is entitled to collect the assigned claims as long as he/she meets his/her financial obligations. The authorisation to collect such claims expires when cancelled, at the latest in the event of default of payment on the part of the orderer, or if there is a significant deterioration in the financial circumstances of the orderer. In this case, we are hereby empowered by the orderer to notify the purchaser of the assignment and to collect the claims ourselves. The orderer is obligated upon request to supply us with a precise schedule of existing claims with the names and addresses of the purchasers, the amounts of individual claims, invoice dates etc. and to supply us with all the necessary information for the enforcement of the assigned claims and to allow this information to be verified.

7. If the value of the existing securities in our favour exceeds our total claims by more than 20%, then we are obligated to release securities according to the orderer's wishes if requested to do so by the orderer or by a third party affected by the excess security of the orderer.

8. Mortgaging or pledging of the conditional goods or the assigned claims is inadmissible. We must be informed immediately of any mortgages or other involvement of third parties, including the identity of the mortgagee or other third party, so that we can if appropriate commence objection proceedings and a third party claim in accordance with § 106 of the ZPO. In so far as the mortgagee or third party is not in a position to refund us the court and out-of-court costs of objection proceedings, the orderer is liable for any losses incurred by us.

9. In the case of goods being returned due to reservation of title, the contract is only nullified on our side if we explicitly state this in writing. We may make use of a private sale of the conditional goods returned to satisfy our claims.

10. The orderer shall store the conditional goods for us free of charge. He/she must insure the items against the usual risks such as fire, theft and water to the usual extent. The orderer hereby relinquishes his/her claims for compensation, which may have arisen due to damages or the above-mentioned claims against insurance companies or other obligated parties for the invoice value of the item. We accept this assignment.

11. All claims as well as rights to reservation of title for all special forms determined in these terms and conditions continue to be valid until full release from any contingent liabilities that we may have assumed in the interest of the person or entity placing the order.

§ 11 Cost of tools

1. As a matter of principle the costs for tools shall be charged only in part and separately from the value of the goods. By paying part of the cost of the tools the customer shall not acquire any claim to the tools; the tools shall remain the property of the manufacturer and remain in his possession. The manufacturer undertakes to retain the tools for the customer for one year after the last delivery. If, before expiry of this period, the customer notifies that orders will be placed within a further year the period of safe-keeping will be extended for a further year. After this period and with no further orders being placed the manufacturer may freely dispose of the tools.

2. Costs for tools arising from orders which fail to come to fruition: For orders that are cancelled in the development stage (due to difficulties of design or conversion) or in the run-up period, we reserve the right to invoice the costs incurred. In this context, for release of the samples the costs incurred for

the initial tools shall be invoiced. If cancellation occurs after the release of samples, the costs incurred for the entire extent of the standard tools, special equipment and gauges, depending on the anticipated monthly requirement, shall be invoiced.

3. If tools which are in the process of being produced are invoiced, they shall remain available for inspection for four weeks and shall be scrapped at the end of this period. In order to protect the processes applied, completed plans for work phases and construction drawings of the tools shall not be subject to inspection.

§ 12 Period of acceptance

1. Where the purchaser is obliged to request delivery or collect the goods ordered within a certain period, we shall have the option, after expiry of that period, to terminate the contract or to issue an invoice.

§ 13 Destination, place of jurisdiction, applicable law

1. Place of performance for all obligations arising from the contractual relationship shall be the head office of the Supplier: CH-7537 Müstair/GR.

2. Place of jurisdiction: place of jurisdiction for any dispute arising from the contractual relationship shall be CH-7537 Müstair/GR.

3. Swiss law shall apply.

In the event of any dispute arising out of the interpretation of these general terms and conditions, the German language version shall be regarded as binding. Should any one of the provisions of this Agreement be or become legally invalid the validity of the remaining provisions hereof shall not be affected thereby. The Partners undertake instead to replace the invalid provision by another provision which shall to the greatest extent possible correspond to the spirit and the economic effect of the invalid provision. By analogy, the Partners shall correct any provisions hereof which are unclear or may be construed or interpreted in different ways, or add any provisions which may have been omitted, which correction and addition of provisions the Partners undertake to execute amicably and by mutual agreement, maintaining the spirit of the entire set of Agreements.

(as per 01/2019)

HOPPE operational guarantee

I. General information

In parallel and in addition to the legal rights of the enduser arising from the purchase of HOPPE door and window hardware, we grant endusers a manufacturer's guarantee on HOPPE door and window hardware in the scope described hereinafter.

For the purposes of this manufacturer's guarantee, an "enduser" is every natural or legal person who owns the HOPPE product and who has not purchased it with the intention of installing it at or selling it on to third parties as part of a business operation.

"Initial Enduser" is an enduser who initially purchased the HOPPE product from HOPPE, a reseller or any other natural or legal person in order to install it at or sell it on to third parties as part of a business operation.

II. Guarantee scope

As a manufacturer, we guarantee endusers the flawless mechanical functioning of HOPPE door and window hardware. This operational guarantee applies to the following features of HOPPE door and window hardware:

- Transmission of the rotary motion to the door lock or turn/tilt hardware of the window;
- Connection between handle and the product it is fitted to;
- With respect to window handles: keyed locking, push-to-open, SecuForte®, SecuSelect®, Secu100®, Secu200®, SecuDuplex®, SecuTBT® or Secustik® functions;
- With respect to door handles: Sertos®, bathroom set or HCS® with locking mechanism functions;
- With respect to security hardware: security function, cylinder cover
- Spring cassette (if installed ex-factory);
- HOPPE Quick-Fit connection and the HOPPE Quick-FitPlus connection;
- Transmission mechanism in the SecuSignal® window handles.

Our operational guarantee applies to HOPPE door and window hardware worldwide.

We grant the operational guarantee for a period of 10 years from date of purchase by the initial enduser.

All replaceable component parts, particularly screws, connecting spindles, snap rings and similar, as well as electronic components are expressly excluded from this operational guarantee. Moreover, the operational guarantee does not apply in the following cases:

- Improper use;
- Faulty installation;
- Incorrect operation;
- Non-observance of installation and care instructions;
- Any unauthorised modifications or repairs to the product;
- Chemical or physical damage of the mechanism and/or the material surface due to improper use, e.g. damage caused by sharp-edged objects or the unsuitable cleaning agents and aids;
- Improperly adjusted doors and windows and/or their architectural hardware com-

ponents (e.g. locks, hinges, turn/tilt hardware, frame and similar) that may put excessive strain on the fitted HOPPE door and window hardware;

- Damage by force majeure or natural catastrophes.

III. Guarantee extent

Our guarantee applies, in the event that a defect in the mechanical functionality occurs within the guarantee period, solely to either the repair of the product for the enduser free of charge, or to the replacement of the product free of charge with suitable or equivalent hardware, this decision being at our discretion.

Costs and expenses incurred by the enduser for the installation and removal of the HOPPE product and for sending the product to HOPPE or the reseller are not covered by this guarantee.

The enduser can claim their rights under this guarantee by written notice of defects within the guarantee period to the reseller from whom the initial enduser purchased the product, or directly to us: HOPPE Holding AG, Via Friedrich Hoppe, 7537 Müstair, Switzerland.

The enduser shall also provide the faulty product as well as evidence that the defect in its mechanical functionality occurred within the guarantee period. This can be done by presenting the sales receipt for the purchase of the product by the initial enduser in particular. We therefore recommend keeping this in a safe place at least until the end of the guarantee period.

IV. Statutory rights

The enduser is entitled to their statutory rights in addition to their rights from this guarantee. Under certain circumstances, these rights can be more favourable for the enduser and are in no way restricted by this guarantee.

This guarantee also does not affect the rights of the initial enduser or, where applicable, of the enduser vis-à-vis the seller from whom the initial enduser purchased the product.

HOPPE Holding AG
Via Friedrich Hoppe
7537 Müstair
Switzerland

Resista® – The HOPPE surface guarantee

I. Guarantee

As manufacturer, we guarantee, under the conditions set forth below, the durability of properly-used HOPPE hardware, over and above the seller's legal liability for material defects. The Resista® surface guarantee includes all defects which can be proved to have been caused through fault in manufacturing or material, for example when the surface is tarnished or discoloured (appearance of spots) or the protective surface has become separated from its base material, and not through improper use.

II. Guarantee exclusions

All interchangeable parts, such as screws, connecting spindles and springs etc, are excluded from this guarantee. Furthermore, no liability will be assumed for any damage caused through:

- unsuitable or improper use
- incorrect or negligent treatment
- disregard for instructions for fitting or care
- alterations or repair by the enduser or a third party
- chemical or physical agents, where the surface has been improperly treated, for example by sharp instruments.

III. Guarantee conditions

This guarantee relates, within the guarantee period, solely to either replacing the handle free of charge or to repairing same free of charge, on behalf of the original enduser, this decision being at HOPPE's discretion. Costs and expenses, postage and packaging and similar, as incurred by the complainant, shall not be reimbursed. Claim to guarantee shall only occur on presentation of the product itself and the receipt and shall not exceed the original purchase price.

IV. Guarantee period

The guarantee period shall be for 10 years and shall begin on the day of purchase by the original enduser. In the event of any claim, complainants should address themselves directly to the seller or manufacturer presenting both the product and the receipt.

HOPPE Holding AG
Via Friedrich Hoppe
7537 Müstair
Switzerland

ARRONE – colour chart



ABR
Antique brass



GE
Gold enamel



PB
Polished brass (EB)



PVD
PVD-Brass



BL
Black (F9005)



MNP
Matt nickel plated



PC
Polished chrome



PSS
Polished stainless steel



SC
Satin chrome



SE
Silver enamel



SNP
Satin nickel plated



SSS
Satin stainless steel



SSS-AM
Satin stainless steel –
antimicrobial



WH
White (F9016)ü

HOPPE – colour chart



F69
Satin stainless steel



F69-S*
Satin stainless steel – **SecuSan®**

HOPPE AG · Representative Office Middle East
LOB 15, Office 305 · P.O. Box 261833 · Jebel Ali Free Zone · UAE-Dubai
Tel. +9714 887 00 58 · www.hoppe.com
info.gcc@hoppe.com

HOPPE AG · Via Friedrich Hoppe · CH-7537 Müstair
Tel. +41 (0)81 851 66 00 · www.hoppe.com
Fax +41 (0)81 851 66 66 · info.ch@hoppe.com